


'55 '56 '57 Revolution Review

August 2013

Volume V Issue 12



A willingness to pitch in, lend knowledge and a hand in tech support is a common trait in our close-knit Tri-5 revolutionary band. Whether its building, restoring, repairing or maintaining a car, you can know there will always be great ideas tossed around and wrenches at the ready.

One couple continues to give of themselves, their talents and their time to those in need. Wayne and Linda, you've been an important part in getting and keeping so many of our classics on the road. You deserve an award; please settle for our sincere thanks.

Thank you for all you continue to do!

*Tri-Five Revolutionaries
and all our Tri-Five Classics*



Upcoming Events

- 8/3 **In-N-Out - Scripps Poway Parkway**
- 8/3 **"Hot Rods for Heroes" Classic Car Show** - Liberty Station
- 8/4 Long Beach High Performance Swapmeet
- 8/4 22nd Annual Automobile Heritage Day - National City
- 8/6-11 **Hot August Nights** - Reno
- 8/8 **T5R Caravan to Big Bear**
- 8/9-11 **Big Bear Fun Run** - Big Bear
- 8/11 Pomona Swapmeet
- 8/15 **T5R Meeting** - Coco's Poway (Foote)
- 8/21 **T5R 5th Anniversary**
- 8/25 **CCSD Picnic by the Bay** - Embarcadero
- 9/2 **Labor Day**
- 9/2 **San Diego Cool Expo & Swapmeet** - Qualcomm
- 9/2 **T5R After Swapmeet Lunch**
- 9/8 Long Beach Swapmeet
- 9/19 **T5R Meeting** - Coco's Poway (Harvey)
- 9/20 **T5R 5th Birthday**
- 9/21 **Alpine Car Show & Chili Cookoff** - Alpine
- 9/28 Ramona Rod Roundup - Ramona
- 9/28 14th Annual Cruisin for a Cure, Costa Mesa
- 9/29 **T5R Anniversary/Birthday Party** - Harvey's home in Ramona
- 10/5 **Ranchita Car Show** - Ranchita
- 10/17 **T5R Meeting** - Coco's Poway (Rindskopf)



Red Font is a club attending event

Green Font is a club supported event


For site links, information, details, event flyers

visit our website at: <http://www.tri-fiverevolution.com>

go to the calender, click on the day of the event.

(if multiple events fall on the same day, click on the # next to the magnifying glass to see the listing of all events)

Ward Project Update



Update on the rush to be ready for Yuma. The installation of the insulation on the floor and the overhead is in. Fitting the "preformed" carpet is next. The 10 x 10 pop-up sun shade helps now & the future golden rays of Yuma.

Dave

The Harveys New Ride



Congratulations Mike and Pat the proud owners
of a beautiful 1966 Caprice



Goldie's Perspective on Car Shows

Snug under my car cover in the garage, I often let my mind wander. My days are pleasantly quiet. Oh, I overhear some neighborhood conversations, know when the mailman opens the doors on the four boxes on the kiosk post near the street, that the mow-and-blow gardeners come on Thursday and the trash trucks make three passes along the curb on Friday. But it's reasonable solitude and I like it. It gives me time with my own thoughts and an opportunity to daydream and think about my favorite fun adventures with my Tri-5 friends - the New Year's Day run, Big 3 Swap Meet, Midnight at the Oasis, Big Bear Fun Run and Picnic by the Bay. A recurring thought, what if we could combine the best parts of all five events into one fabulous long-weekend car show!

We'd all meet up at a reasonable time in the morning.

None of this o'dark thirty stuff you sometimes challenge me with. You know the times. It's too early. You're not awake when you pile on in. And, I have to worry you'll dribble your coffee on my interior.

I'd get to run on the roads I remember from when I was new.

There's nothing like putting some country miles on my tires. Love the twisty roads and the hilly ups and downs. Sometimes the challenge of scaling a mountain road makes my day. That's romance. I'm not a big fan of multi-lane freeways. That's just getting from place-to-place. I enjoy the pleasures of an old fashioned road trip.

At my destination, parking would be on grass, asphalt gets way too hot to be comfy,

With lots of space between cars so my neighbor and I can both open our doors wide without cringing in fear of a door ding. Because I'm into being comfy, I also like bay breezes, the smell of the ocean, and the sight of beautiful boats gliding by.

There'd be a lot going on during the day.

Quite honestly it's challenging just sitting there parked for hours at a time trying to look my best. Take me to a really big swap meet and I have an incredible amount of fun. I'm boggled by the amount of stuff I see being hauled off in wagons. It's amazing. The most fun? When it rains. Those guys who wear the hubcap rain hats are a real kick!

Even a parade, and night time concerts!

It's exciting when crowds of people come out, lining the streets, waving and clapping, enjoying the classics. Makes an old-girl feel special. And, I enjoy the old music as much as you do!

Ah, that's what I think of as an absolutely perfect car show. Come on. I'll make your car part of my fantasy.

- Goldie

ANOTHER IN 'N OUT EVENT



Saturday, July 6th was a beautiful sunny summer day, so we headed up the hill in the "PTSNBM". We had planned to meet up with other Tri 5 Revolutionaries at In 'n Out for the monthly car show. Unbeknownst to us it was postponed until the next weekend. Of course that didn't matter to us we still had a good showing of cars, including the other classics and hot rods who didn't get the memo either. We also as what usually happens drew a number of spectators and had a great time checking out each other's cars, swapping stories, not to mention a pretty yummy lunch. Who needs a full blown car show when you have good friends to share the day with.

Bob & Ava



Claudia's Corner

MORE ON HYDROGEN PEROXIDE MAGIC Part 2



Clean your sponges. Soak them for 10 minutes in a 50/50 mixture of hydrogen peroxide and warm water in a shallow dish. Rinse the sponges thoroughly afterward.

Remove baked-on crud from pots and pans. Combine hydrogen peroxide with enough baking soda to make a paste, then rub onto the dirty pan and let it sit for a while. Come back later with a scrubby sponge and some warm water, and the baked-on stains will lift right off.

Whiten bathtub grout. First dry the tub thoroughly, then spray it liberally with hydrogen peroxide. Let it sit — it may bubble slightly — for a little while, then come back and scrub the grout with an old toothbrush. You may have to repeat the process a few times.

Clean the toilet bowl. Pour half a cup of hydrogen peroxide into the toilet bowl, let stand for 20 minutes, then scrub clean.

Remove stains from clothing, curtains, and tablecloths. Hydrogen peroxide can be used as a pre-treater for stains — just soak the stain for a little while in 3% hydrogen peroxide before tossing into the laundry. You can also add a cup of peroxide to a regular load of whites to boost brightness. It's a green alternative to bleach, and works just as well.

Brighten dingy floors. Combine half a cup of hydrogen peroxide with one gallon of hot water, then go to town on your flooring. Because it's so mild, it's safe for any floor type, and there's no need to rinse.

Clean kids' toys and play areas. Hydrogen peroxide is a safe cleaner to use around kids, or anyone with respiratory problems, because it's not a lung irritant. Spray toys, toy boxes, doorknobs, and anything else your kids touch on a regular basis.

Help out your plants. To ward off fungus, add a little hydrogen peroxide to your spray bottle the next time you're spritzing plants.

Add natural highlights to your hair. Dilute the hydrogen peroxide so the solution is 50% peroxide and 50% water. Spray the solution on wet hair to create subtle, natural highlights.

According to alternative therapy practitioners, adding half a bottle of hydrogen peroxide to a warm bath can help detoxify the body. Some are skeptical of this claim, but a bath is always a nice way to relax and the addition of hydrogen peroxide will leave you — and the tub — squeaky clean!

Spray a solution of 1/2 cup water and 1 tablespoon of hydrogen peroxide on leftover salad, drain, cover and refrigerate. This will prevent wilting and better preserve your salad.

Sanitize your kids' lunch boxes/bags.

Dab hydrogen peroxide on pimples or acne to help clear skin.

Hydrogen peroxide helps to sprout seeds for new plantings. Use a 3% hydrogen peroxide solution once a day and spritz the seed every time you re-moisten. You can also use a mixture of 1 part hydrogen peroxide to 32 parts water to improve your plants' root system.

Remove yellowing from lace curtains or tablecloths. Fill a sink with cold water and a 2 cups of 3% hydrogen peroxide. Soak for at least an hour, rinse in cold water and air dry.

Use it to remove ear wax. Use a solution of 3% with olive or almond oil. Add a couple drops of oil first then H₂O₂. After a few minutes, tilt head to remove solution and wax.

Helps with foot fungus. Spray a 50/50 mixture of hydrogen peroxide and water on them (especially the toes) every night and let dry. Or try soaking your feet in a peroxide solution to help soften calluses and corns, and disinfect minor cuts.

Spray down the shower with hydrogen peroxide to kill bacteria and viruses.

Use 1 pint of 3% hydrogen peroxide to a gallon of water to clean humidifiers and steamers.

Wash shower curtains with hydrogen peroxide to remove mildew and soap scum. Place curtains in machine with a bath towel and your regular detergent. Add 1 cup full strength 3% hydrogen peroxide to the rinse cycle.

Use for towels that have become musty smelling. 1/2 cup Peroxide and 1/2 cup vinegar let stand for 15 minutes wash as normal. Gets rid of the smell.

Use hydrogen peroxide to control fungi present in aquariums. Don't worry, it won't hurt your fish. Use sparingly for this purpose.

De-skunking solution. Combine 1 quart 3% H₂O₂, 1/4 cup baking soda, 1 teaspoon Dawn dish detergent, 2 quarts warm water.

Did you know - submitted by Nancy Geiman

The Goldberg Brothers - The Inventors of the Automobile Air Conditioner

Here's a little fact for automotive buffs or just to dazzle your friends.

The four Goldberg brothers, Lowell, Norman, Hiram, and Max, invented and developed the first automobile air-conditioner. On July 17, 1946, the temperature in Detroit was 97 degrees.

The four brothers walked into old man Henry Ford's office and sweet-talked his secretary into telling him that four gentlemen were there with the most exciting innovation in the auto industry since the electric starter.

Henry was curious and invited them into his office.

They refused and instead asked that he come out to the parking lot to their car.

They persuaded him to get into the car, which was about 130 degrees, turned on the air conditioner, and cooled the car off immediately.

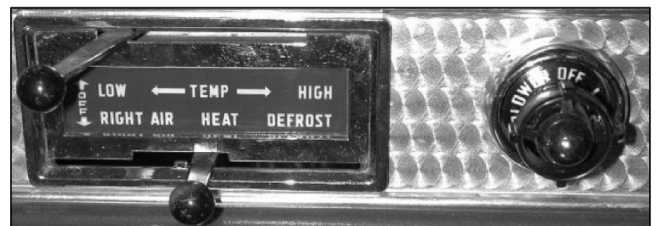
The old man got very excited and invited them back to the office, where he offered them \$3 million for the patent. The brothers refused, saying they would settle for \$2 million, but they wanted the recognition by having a label, 'The Goldberg Air-Conditioner,' on the dashboard of each car in which it was installed.

Now old man Ford was more than just a little anti-Semitic, and there was no way he was going to put the Goldberg's name on two million Fords.

They haggled back and forth for about two hours and finally agreed on \$4 million and that just their first names would be shown.

And so to this day, all Ford air conditioners show -- Lo, Norm, Hi, and Max -- on the controls.

Control yourself !!!



TRI-FIVE REVOLUTION

UPCOMING EVENTS

MEETING, PARTYS, CRUISES AND EVENTS



A Reminder to Tri-5 Revolutionaries Headed for the Big Bear Fun Run

Our group caravan for this year's Big Bear Fun Run will assemble Thursday morning, August 8, at the Park-and-Ride lot at the junction of the 15 and the 78. This is the lot previously home to Nessie Burger. We will be departing the meeting location promptly at 10AM.

For those of you coming north on the 15, take the route 78 exit, turn left at the top of the ramp and cross the freeway overpass. The lot will immediately be on your right. If you pass the gas station on the right you've gone too far. (No. This is not the time to emulate Sandy and throw your car into reverse.)

Pat and Mike are traveling up the mountain on their own. (Looking forward to catching up with the two of you in Big Bear.) For anyone else with an independent streak deciding not to join the caravan, please let Ava know in advance.

Looking forward to another fun mountain weekend with terrific cars! Safe travels everyone!

Ann



Next T5R Get Together

Thursday - August 15th

Coco's in Poway

Dinner around 6:00pm,
meeting will follow.

In-N-Out Burger

Cruise

Saturday, August 3rd

11:00am - Poway




Inaugural Hot Rods For Heroes

Classic Car Show

August 3rd - Liberty Station

<http://www.stayclassy.org/san-diego/events/inaugural-hot-rods-for-heroes-classic-car-show/e24357>



Picnic by the Bay

August 25th - Seaport Village

<http://clubs.hemmings.com/classicchevyssd/?club=classicchevyssd>



San Diego Cool Expo

Monday, September 2

Qualcomm Stadium

Go to www.Tri-FiveRevolution.com for more details details and links



The Kitchen Scoop

things not learned on the Food Channel

By Ann Goldberg

Betty Crocker and Aunt Jemima with their common sense approach to convenient food preparation reigned as matriarchs of the kitchen when our Tri-5's were new. While I enjoy the current breed of television chefs (goodness knows I've learned a lot from them including how to use a knife with my finger tips curled under when I chop so I'll knick a knuckle, not sever a fingertip, and to whisk dry baking ingredients before incorporating them with the wet) I often miss the down-to-earth ways of our Moms, Grandmothers and Aunts who had proven solutions to most food related problems, including:

Cooking Tips:

- Sprinkle a little salt or flour in the pan of hot oil before frying. It will keep the oil from splattering.
- Boil all vegetables that grow above ground without a cover.
- A few drops of lemon juice added to simmering rice keeps the grains from sticking together.
- A little vinegar or lemon juice added to potatoes before draining will make them extra white when mashed.
- For a quick gravy when making a roast, sprinkle a packet of dry onion soup mix in the bottom of the roasting pan. Once done, remove the meat to set before slicing and add one can of mushroom soup and you'll have a rich gravy.


Baking Tips:

- When a recipe calls for packed brown sugar, fill the correct size dry measuring up with the sugar and use one cup size smaller to pack the brown sugar into the cup.
- Making a cream pie? Sprinkle the crust with powdered sugar before adding the filling. It will keep it from getting soggy.
- Icing won't when you spread it on the sides of a cake if you sprinkle the cake first with a little powdered sugar.
- Instead of folding nuts into brownie batter, sprinkle the nuts on top of the batter before baking. The nuts will be crunchy instead of soft.
- When making bar cookies, line the baking pan with aluminum foil and prepare as directed. The bars can be lifted out of the pan; cleanup is easy.
- Cutting bar cookies is easier if you score the bars as soon as you remove the pan from the oven. When bars are thoroughly cooled, cut along the scored lines.
- Brownies are easier to cut if you use a plastic knife.



Buy * Sell * Trade

GEIMAN MOTORS
Quality Used Cars



Owner
Tom Geiman
Fax (760) 745-8713
WWW.GEIMANMOTORS.COM

1038 S. Escondido Blvd.
Escondido, CA 92025
(760) 745-4990

ROD HILDEBRAND

NEPTUNE SOCIETY
FD-1352

14065 Hwy. 8 Business / El Cajon, CA 92021 / 661-6400

Adam's
Premium Car Care Products

Sandy Mayer
Dealer

Sting Ray Detailing Supplies
634 Calle Ladera
Escondido, CA 92025

Phone: 760-715-0756
ssmayer@cox.net



Doglovers Obedience
Positive & caring training, puppy socializing

Donna S Rindskopf
Trainer - APDT Member

Cell # 619 573-3856
Home # 760 788-0621

DogloverDR@aol.com

Don's Classics & Hotrods

AUTHORIZED DEALER FOR
Dodge
MANUFACTURING, INC

619-980-1243
619-445-8425
email: perkinsd@cox.net



ALL STAR GLASS
www.allstarglass.net

ask for LeRoy at the El Cajon Shop

POWAY ★ (800) 600-6460 ★ 12570 Poway Road
OR CALL ★ (858) 679-9791 ★
ESCONDIDO ★ (800) 659-9397 ★ 745 North Quince
→ EL CAJON ★ (800) 659-9423 ★ 1308 N. Magnolia Ave., #A
OCEANSIDE ★ (800) 733-1351 ★ 1950 Oceanside Blvd., #A
HDQTRS/S.D. ★ (800) 225-4185 ★ SERVING ALL 50 STATES

Classics, Hot Rods & Street Rods by




Steve Spirkoff / Owner
619-561-2913

15855 Dell View Road
El Cajon, CA 92021

ECKLER'S
CHEVY Classics
CLUB

www.classicchevy.com

GREAT HOUSE
SCREEN-PRINTING


Nick Parks
Phone (858) 279-4939
Fax (858) 279-5249
nick@gspstore.com

FOR ALL YOUR PRINTING NEEDS!

Shirts - Hats - Embroidery
Signs - Stickers - Magnets
Trade Show Solutions

Contact Us At

club@tri-fiverevolution.com



Tri-Five Online

www.Tri-FiveRevolution.com



Newsletter submissions
due by the
25th of each month
Send articles to
Ava Bishop at
ava@tri-fiverevolution.com

NEWSLETTER

Happy Birthday



*Linda Holton
August 23rd*

Happy Anniversaries



*Pat & Mike Harvey
August 2nd*



*Ann & Harvey Goldberg
August 17th*

Tri-Five Revolution



*5th Anniversary
August 21st*

