

'55 '56 '57

# Revolution Review

January 2014

Volume VI Issue 5



The TRI 5 Revolution annual New Year's day run began at North county Fair at 10:30am. We left and ended up with nine classic Chevys. In attendance were the Brown's, Foote's, Geiman's, Goldberg's, Hartwig's, Harvey's, Keller's, Mayer's, Rindskopf's and guest couple, the Hurst's with their '57 and Stanley.

2014-2015 Year-End Review



We headed past Lake Hodges, down Via de Valle to Del Mar. The weather was perfect, but there were more people out than I hoped for. From Del Mar we headed north on old Highway 101 through our local beach towns. When we got to Encinitas we took a detour to see the famous Boat Houses. These are two cement houses built to look like ships. From there we headed through Encinitas and Carlsbad along the coast. The beaches were crowded with people enjoying the sun and cold water. In Carlsbad we headed into the parking lot at Tamarack Beach. We were in luck and found enough parking for us to be able to get a group picture. What started as a picture opportunity turned into a small car show, as many people came over to see the cars, take pictures and talk to us. It turned out to be fun stop. From Tamarack Beach we headed north to Oceanside, where we turned onto old highway 1 along the beach (and beach houses). While turning left at Cassidy I proved that disc brakes are a wonderful thing, as an idiot in a pickup decided to run his red light. Almost removed my hood bird!



The group headed to the Oceanside Pier where we parked and headed down the pier at Ruby's Diner. Fortunately I had called earlier to let them know when we would be there and how many people we had, as the wait was 30 – 45 minutes. The pier was swarming with people waiting. I went up to the counter and told them we were there, and they seated the group upstairs right away. Between burgers, fries, etc. and a few malts we headed back to the parking lot and headed home.


I want to thank Bob Brown for his help and everyone for joining us. We had a good time, never lost anyone, and showed off our cars.

*Sandy*





# Upcoming Events 2014



- 1/1 **Happy New Year**
- 1/1 **T5R New Years Day Cruise - Brown/Mayer**
- 1/2 **Remember to mail your Big Bear envelope**
- 1/11 27th Annual Pepper Tree Frosty Burger Run - Vista
- 1/12 Long Beach Swapmeet
- 1/16 **T5R Meeting - Cocos Poway (Bishop)**
- 1/18 Get Your Kicks on Route 66 (SD Auto Museum Black Tie Fundraiser)
- 1/19 Pomona Swapmeet
- 2/1 **11th Annual Rotary Care Show - San Juan Capistrano**
- 2/1 **In N Out Cruise - Scripps Poway Parkway**
- 2/8 **Dr Georges Car Show - Indian Wells, Ca**
- 2/9 Long Beach Swapmeet
- 2/14 **Valentine's Day**
- 2/16 Cruisin' Grand Fundraiser Run - Escondido
- 2/17 **Presidents' Day**
- 2/20 **T5R Meeting - Cocos Poway (Wards)**
- 2/21-23 **48th Annual Big 3 Auto Parts Exchange - Qualcomm**
- 2/22 **T5R Potluck Swapmeet Luncheon - Qualcomm**
- 3/1 **In N Out Cruise - Scripps Poway Parkway**
- 3/2 Pomona Swapmeet
- 3/6 **Caravan Cruise to Midnight at the Oasis**
- 3/7-9 **Midnight at the Oasis - Yuma, Az**
- 3/7-8 Spring 2013 Rod Run - Temecula
- 3/9 Long Beach Swapmeet
- 3/9 **Daylight Savings Time ends - Spring forward**
- 3/20 **T5R Meeting - Coco's Poway (Brown)**
- 3/22 4th Annual Car Show - Chula Vista
- 4/4 -4/6 **Goodguys (Del Mar Fairgrounds)**
- 4/5 **In N Out Cruise - Scripps Poway Parkway**
- 4/17 **T5R Meeting - Coco's Poway**
- 4/20 **Easter**
- 5/15 **T5R Meeting - Coco's Poway**
- 5/19 **Run to the Hills (Pine Valley)**

# Tri-5 Revolution

## Upcoming Event Information



### Next T5R

### Get Together

Thursday - Jan. 16th  
Coco's in Poway  
come for dinner around 6:00pm

### San Juan Capistrano Rotary-CARe

### Car Show & Poker Run

February 1, 2014

[www.sjrotary.org](http://www.sjrotary.org)



### In-N-Out

### Burger Cruise

Saturday, February 1st

11:00am - Poway

[www.powaycruisers.com](http://www.powaycruisers.com)


### Big 3 Swapmeet

February 21 - 23, 2014

Potluck lunch Sat. 22nd

contact Ava if you want to purchase  
an entry pass (limited amounts)

[www.big3partsexchange.com](http://www.big3partsexchange.com)



### Midnight at the Oasis

March 7 - 9, 2014

T5R Caravan leaving on

Thursday, March 6th

[www.midnightattheoasis.net](http://www.midnightattheoasis.net)

### 2014 FUN RUN on August 8th, 9th, 10th

If you wish to attend the 2014 FUN RUN in August  
After January 1, 2014 send a self-addressed, stamped  
(business size #10 or equivalent envelope) to:

BBLACC - ATTN: FUN RUN

P. O. BOX 6311

Big Bear Lake, CA 92315



Red Font is a club attending event

Green Font is a member supported event

For site links, information, details, event flyers

visit our website at: <http://www.tri-fiverevolution.com>

go to the calendar, click on the day of the event.

(if multiple events fall on the same day, click on the # next to the  
magnifying glass to see the listing of all events)

Visit our website at: <http://www.tri-fiverevolution.com> for more information, details and links to their sites for flyers.

Go to the day of the event. (if multiple events fall on the same day, click on the # next to the magnifying glass to see the listing of all events)



# T5R Christmas Party

by Ann Goldberg

In December, a large population of snowmen take up residence in Donna and Sam's beautifully decorated Ramona home. The snowmen sing, dance and cavort on the kitchen island, keep an eye on the great room, hide in the fridge, waiting to surprise you when you open the door, and you come across the cheekiest in the powder room, confidentially commenting when you think you're having a quiet moment alone.

During our Tri-5 Revolution Christmas party, we piled bowls and platters of nibbly things, veggies, salads, sides and Sam's signature just-off-the-grill salmon and tri-tip on the island along side those snowmen and had a delicious pot luck feast topped by desserts and sweets including plateful of playful chocolate and cherry mice. (Did anyone else see Wayne nibbling on the nose of one of those little guys while holding it by its maraschino cherry tail?) Every bite was delicious!



After lots of good food and conversation, we turned our attention to the boxes and gift bags piled under the tree — the fuel for our annual spirited, no-holds-barred, gift exchange, that held an unexpected surprise. Nancy and Rod, in what I'm sure was a heart wrenching move, gave up custody of Stanley Chicken. (I do admit it seemed rather bah-hum buggy to me at first; harsh to turn out a foundling at Christmas time.) In the end, all was fine. Stanley went to a good home, returning to Lynn and Sandy to take up roost. (I suppose the Hildebrand's had Stanley's well being in mind to the end, he was comfortably nestled in a gift bag under a large box of chocolates. If he'd gotten hungry he could have snacked.)



After rounds of hugs and Merry Christmas wishes it was over. We rolled our delightfully stuffed selves out the door and down the driveway hill, leaving the winter wonderland behind us.

Many thanks Donna and Sam for hosting another terrific Christmas party!







# Claudia's Corner

*Its that time of year when the citrus is beginning to produce and we are in a quandary as to what to do with our lemons. Here are a few different ideas for you.*

## VINTAGE LEMONADE

5 lemons

1 1/4 cups white sugar

1 1/4 quarts water

1. Peel the rinds from the 5 lemons and cut them into 1/2 inch slices. Set the lemons aside.
2. Place the rinds in a bowl and sprinkle the sugar over them. Let this stand for about one hour, so that the sugar begins to soak up the oils from the lemons.
3. Bring water to a boil in a covered saucepan and then pour the hot water over the sugared lemon rinds. Allow this mixture to cool for 20 minutes and then remove the rinds.
4. Squeeze the lemons into another bowl. Pour the juice through a strainer into the sugar mixture. Stir well, pour into pitcher and pop it in the fridge! Serve with ice cubes.

## LEMON CURD

3 oz. (6 Tbs.) unsalted butter,  
softened at room temperature

1 cup sugar

2 large eggs

2 large egg yolks

2/3 cup fresh lemon juice

1 tsp. grated lemon zest

In a large bowl, beat the butter and sugar with an electric mixer, about 2 min. Slowly add the eggs and yolks. Beat for 1 min. Mix in the lemon juice. The mixture will look curdled, but it will smooth out as it cooks.

In a medium, heavy-based saucepan, cook the mixture over low heat until it looks smooth. (The curdled appearance disappears as the butter in the mixture melts.) Increase the heat to medium and cook, stirring constantly, until the mixture thickens, about 15 min. It should leave a path on the back of a spoon and will read 170°F on a thermometer. Don't let the mixture boil.

Remove the curd from the heat; stir in the lemon zest. Transfer the curd to a bowl. Press plastic wrap on the surface of the lemon curd to keep a skin from forming and chill the curd in the refrigerator. The curd will thicken further as it cools. Covered tightly, it will keep in the refrigerator for a week and in the freezer for 2 months.

## Limoncello

Step 1:

20 lemons (unwaxed)

- 1.75 liter vodka – Kettle One is best but any brand will do
- A) Remove only the yellow part of the lemon rinds (no pith, creating slivers of the lemon rind), add vodka and let stand for 4 weeks in a large glass jar/bottle.

(I use a potato peeler to shave off the rind)

Step 2:

1 liter water (35.2 oz.)

3 1/2 cups sugar

- B) Boil sugar and water for 5 – 7 minutes to make a simple syrup. Cool completely.
- Add to alcohol mix let stand 4 more weeks.

Step 3:

- C) Strain and bottle. Discard the lemon rinds or remove and freeze to use in baking etc.
- D) Store the finished limoncello in the freezer.
- Don't worry, it won't freeze!
- E) Enjoy on the rocks, over ice cream or mixed in a favorite drink.



# Tri-Five Revolution Holiday Charity

# Second Chance

[www.SecondChanceProgram.org](http://www.SecondChanceProgram.org)

This year Tri-Five Revolution's holiday charity was the Second Chance Program. Thank you to all the Tri-Five Revolutionaries who contributed and a special thank you to Sam, Donna and Tonya for all your hard work organizing this for us.





# Fun in Fallbrook



What a way to bring the kid in you out. The Shifters club of Fallbrook held its fund raiser for Wounded Warriors by having a barbeque and a burnout contest! The roar of the engines, the squealing of the tires, and the wafting smoke of burnt rubber. It was quite a turnout, that is until the sheriff's showed up. Seems you need a "noise" permit. Yes, even in the unincorporated area of the county. It's been a long time since we performed such shenanigans until the law showed up.

*Dave Ward*







# The Kitchen Scoop on White Chili

by Ann Goldberg

*Now that the last Christmas cookie crumb is a mere memory, those of us who make New Year's resolutions are grappling with our goal of a healthier 2014. It's a good time to think about something other than desserts. Here's a recipe for slow cooker white chili that's packed with all kinds of good-for-you stuff hidden behind the warmth of some chilies.*

## Slow Cooked White Chili

3/4 lb. chicken breast or thighs, cubed, or substitute vegetarian chicken-flavored strips  
1 T canola oil  
1 clove garlic, minced  
1 medium onion, plus more for garnish (optional)  
4-5 cups chicken or vegetable broth  
1-15 oz. can cannelloni (white kidney) beans, rinsed and drained  
1-15 oz. can garbanzo beans (chickpeas), rinsed and drained  
1-11 oz. can white corn, drained  
1-2 4-oz. can(s) green chilies, drained  
1 t ground cumin  
1-2 t ground chili powder  
1 jalapeño or serrano pepper, seeded and diced (optional)  
shredded monterey jack cheese, for garnish (optional)

Saute chicken and onion in oil until chicken is cooked and onion translucent. Add garlic and cook for 1 more minute. Pour all into slow cooker, top with broth, both kinds of beans, corn and green chilies. Add ground cumin and chili powder; stir. Cover and cook on low heat for 5-6 hours. Prior to serving, add jalapeño or serrano pepper to taste. Serve with additional chopped onion and/or shredded cheese if desired.








# ~~Cibola~~ ~~Quartzite~~ RV Trip

Sorry this years event has been canceled, We promise to try again next season.

*Bob & Ava*

## Big 3 Swapmeet



February 21 - 23, 2014 - Qualcomm Stadium  
T5R Potluck lunch on Saturday the 22nd - 11:30am  
Contact Bob and Ava if interested in purchasing  
a swapmeet parking pass. Price will be determined  
on how many will be participating.

## Midnight at the Oasis

March 7-9, 2014 - Yuma, Arizona  
<http://www.midnightattheoasis.net/>  
T5R Caravan will be leaving Alpine View  
Point, Interstate 8 at 10am on Thursday,  
March 6th. Stop in El Centro for lunch.  
Staying at the Clarion Suites  
2600 S 4th Ave., Yuma  
Phone (928) 726-4830










*Big Thank you to Sandy Mayer and Bob Brown for putting together a perfect cruise. We were able to bring in the New Year with great friends doing what we all like best.*

**T5R**

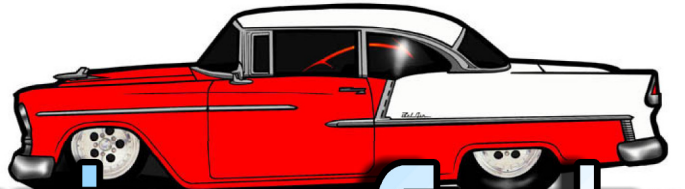


# T5 Revolutionaries Business Cards





# Classic Friends Business Cards



**GREATHOUSE**  
SCREEN-PRINTING

**Nick Parks**  
Phone (858) 279-4939  
Fax (858) 279-5249  
nick@gspstore.com

FOR ALL YOUR PRINTING NEEDS!

Shirts - Hats - Embroidery  
Signs - Stickers - Magnets  
Trade Show Solutions

Classics, Hot Rods & Street Rods by

**Spirit**

Steve Spirkoff / Owner  
619-561-2913

15855 Dell View Road  
El Cajon, CA 92021

**Don's Classics & Hotrods**

**AUTHORIZED DEALER FOR**

**619-980-1243**  
**619-445-8425**  
email: [perkinsd@cox.net](mailto:perkinsd@cox.net)

**MANUFACTURING, INC.**

**Year One**  
1-800-YEAR-ONE

**ECKLER'S ClassicChevy INTERNATIONAL**

**ALL STAR GLASS**  
[www.allstarglass.net](http://www.allstarglass.net)

ask for LeRoy at the El Cajon Shop

**POWAY** ★ (800) 600-6460 ★ 12570 Poway Road  
**OR CALL** ★ (858) 679-9791 ★  
**ESCONDIDO** ★ (800) 659-9397 ★ 745 North Quince  
→ **EL CAJON** ★ (800) 659-9423 ★ 1308 N. Magnolia Ave., #A  
**OCEANSIDE** ★ (800) 733-1351 ★ 1950 Oceanside Blvd., #A  
**HDQTRS/S.D.** ★ (800) 225-4185 ★ SERVING ALL 50 STATES

submitted by Ron Foote



[www.classicchevy.com](http://www.classicchevy.com)

Tri-5 Charity of Choice

Second Chance

[www.SecondChanceProgram.org](http://www.SecondChanceProgram.org)

6145 Imperial Ave., San Diego, CA 92114.

Contact Maureen Polimadei, 619-839-0953.

**APL**  
Fasteners and  
Abrasives

**Alex Lumpkins** (760) 685-8906  
Ramona, CA 92065

submitted by Bob Bishop



All members and Classic friends  
are welcome to submit a business card.



# Contact Us At

[club@tri-fiverevolution.com](mailto:club@tri-fiverevolution.com)

Newsletter

Newsletter submissions


due by the

25th of each month

Send articles to

Ava Bishop at

[ava@tri-fiverevolution.com](mailto:ava@tri-fiverevolution.com)



## Happy Anniversary



Bob & Ava Bishop 1/29

[www.Tri-FiveRevolution.com](http://www.Tri-FiveRevolution.com)

Check out our calendar for past and upcoming coming events, to see all event pictures on a specific date (*click on the # next to the magnifying glass to see all the pics from each event*).

Also for your convenience past pics are in events and gallery.



Bob Brown 1/2

## Happy Birthdays



Nancy Hildebrand 1/24



Pat Harvey 1/28



1  
January

Happy New Year

