

Revolution Review

January 2020



Volume XII
Issue 5

Upcoming Events, Cruises & Holidays

- 1/1 **New Year's Day**
- 1/1 **T5R New Years Day Cruise**
- 1/9 **T5R Ladies Only Day Out - Wynola/Julian - lunch at Jeremy's On the Hill**
- 1/12 **Long Beach Swapmeet**
- 1/16 **T5R Meeting - Hamburger Factory, Poway (Keller)**
- 1/19 **Pomona Swapmeet**
- 1/20 **MLKing Jr. Day**
- 2/8 **Dr. George Charity Car Show - Indian Wells**
- 2/17 **Washington's Birthday**
- 2/20 **T5R Meeting - Hamburger Factory, Poway (Ward)**
- 2/20-22 **Big 3 Auto Swapmeet - SDCCU Stadium**
- 3/5 **Cruise to MATO - meeting at Albertsons parking lot in Alpine**
- 3/6 - 8 **Midnight at the Oasis - Yuma, Az**
- 3/19 **T5R Meeting - Hamburger Factory, Poway (Harvey)**
- 3/31 **Cesar Chavez Day**
- 4/3- 5 **20th Del Mar Nationals - Del Mar Fairgrounds**
- 4/16 **T5R Meeting - Hamburger Factory, Poway (Bishop)**
- 4/30 **Cruise to Bakersfield - Tri 5 Western Invasion**
- 5/1 - 5/3 **American Tri-Five Western Invasion - Bakersfield/Famoso Raceway**
- 5/3-4 **Independence Day**
- 5/21 **T5R Meeting - Hamburger Factory, Poway (Correia)**
- 5/25 **Memorial Day**
- 6/18 **T5R Meeting - Hamburger Factory, Poway (Geiman)**
- 7/16 **T5R Meeting - Hamburger Factory, Poway (Clements)**
- 8/20 **T5R Meeting - Hamburger Factory, Poway (TBD)**
- 9/7 **Labor Day**
- 9/17 **T5R Meeting - Hamburger Factory, Poway (Rindskopf)**

Red Font is an all club attending event.

Green Font is a club member
submitted event.

For site links, information, details
& event flyers visit our website at:

<http://www.tri-fiverevolution.com>



Mike's Musings

January 2020

The end of a decade, start of a new year, and it was a beautiful day (very close to perfect). It was a little chilly in Ramona (40's), but by the time we got to Escondido it had to be in the 60's. We met the group at the "On the Border" parking lot, and by 10:00 AM, we were all there (Harveys, Hartwigs, Rindskopfs, Browns, and Clements), Dave and Judy had signed up, but did not show up. I called, but no answer. We started out going north on Bear Valley Road and made our way to Valley Center. Since we have history on Woods Valley Rd. I thought we might go by Bates Nut Farm (just for fun) to see it after ten years. The road has improved a lot and Bates looks better than ever. We then turned north again and went by Valley View Casino (it's very aptly named) and then west again back towards Valley Center, west onto Lilac Rd and then onto West Lilac Road to the Geiman Estate. Tom and Nancy were waiting for us with open arms, cookies, snacks, water, and a restroom. We had an opportunity to view their collection of cars and drool over their garages. Our thanks to the Tom and Nancy for their hospitality as well as having a home right in the middle of the cruise. The Geimans (in the '63 409 red convertible) fell in behind us as we left in pursuit of lunch. We stayed on West Lilac to it's end and then into Bonsall and then into Vista. Not wanting to go into downtown Vista, we took the west loop through the residential communities and came in to downtown from the south. We had a great lunch at Mama and Pappas on Civic Center Drive. They take reservations and gave us great service (for those who went of last years cruise). Thanks to everyone who participated, and especially Tom and Nancy for opening up their beautiful home to us (I spoke with Dave and Judy today, everyone is OK, no problems). Looking forward to doing something along the coast next year.

HAPPY NEW YEAR!!!!



Thank you to Bob Brown for sharing these pics.



TECH TIME

My Differential Dilemma

submitted by Wayne Hartwig

The convertible is painted, and the body is back on the frame. The front suspension is completely done and now it's time for me to get busy with the rear suspension and differential. One of the first items I needed to get done was to remove the whole rear axle and disassemble everything, prepare the parts for powder coating and to replace the existing 3.07 ratio gear set with a 3.54 ratio gear set. It sounded pretty simple at the time, but that soon proved to not be so simple at all. I discovered some things about C4 Corvette rear axle assemblies that few other people seemed to know. Chevrolet Corvettes from 1985 through 1996 equipped with automatic shift transmissions came with a Dana 36 differential and those with stick shift transmissions came with a Dana 44 differential. The difference between the two is similar to the difference between 10 bolt and 12 bolt differentials in Camaros, Chevelles and other full-size Chevrolets.

The differential in the convertible is a Dana 36, which is okay with me, but Dana Spicer no longer makes gear sets for it. Apparently, Nitro and Sierra make the gears I need, but they told me up front that they are prone to being noisy. That is not something I felt like taking a chance with. So, I started exploring other options. I was told by some so-called experts on the subject that Spicer 3.54 gears are available for a Dana 44, and that I would need to change everything associated with it. After spending some time with Dave Meyers at Corvette Specialties, I discovered that both of those statements proved to be false. Spicer only makes the 3.07 and the 3.73 gear set ratios for the Dana 44 that work in a C4 Corvette. Dave said to give him a few days and he would see if he could find a Dana 44 with a 3.36 or 3.54 ratio that was in good condition. He called me a few days later and he had found a Dana 44 from a 1992 stick shift car with a 3.45 ratio, but it included only the differential housing and the batwing cover, no axles hubs, or anything else.

That sounded good to me, but I needed to know how many other things needed to be changed to make this Dana 44 work in the convertible. So, Dave set up a Dana 36 and a Dana 44 side by side and we did some measuring and checked some part numbers. Turns out not much has to be done to install it in the car. The side to side yoke measurements are exactly the same and the part numbers for axles and u-joints are exactly the same for both the Dana 36 and Dana 44 differentials. The location and measurements of the spring mounting, camber rods and tie-rods are also exactly the same. The only difference we could find is that the nose of the Dana 44 is 15/16" longer which will require shortening the driveshaft that much, and the upper nose mounting is different by approximately the same amount, which just means an easy modification to the existing nose mount. It appears all the other parts will work with the Dana 44 just fine.

At this point, purchasing this Dana 44 with 3.45 gears seemed like a no-brainer, so I made the purchase. I have now disassembled everything, smoothed out all the pieces and delivered them to Quality Powder Coating to be done in silver to match the front. The gear set looks like new and I have acquired a new Timkin bearing and seal kit to freshen it up. I am hoping everything will fit and that it will be as quiet as a mouse when it is completed. We will see!



Tri-Five Annual Christmas Party



Photo's submitted by Brooks Bishop



On December 15, 2019 Tri-5 Revolutionaries headed up the hill to Rough Edges Ranch for our annual Christmas party. It was a beautiful, fun filled day with great friends and lots of yummy food. Thank you to all who shared your favorite family recipe delights. Of course the highlight of the evening was the our knock down, drag out, no holds barred, "I'll cut you" gift exchange. Thanks again to all who attended.

Tri-Five Revolution Ladies Day Out

Thursday, January 9th

Jeremy's on the Hill in Wynola
at 11:30 am

Those who might be interested in carpooling can meet in the Kmart parking lot in Ramona at 10:45 am. We will depart promptly at 11:00 am. After lunch, those who are interested may check out some of the local antique stores in the Wynola and the Julian area.

Thank you,
Dana and Donna

PLEASE RSVP Ava no later Monday January 6th.
Reservations are needed due to the quaint size of the restaurant.

<https://bestrestaurantinjulian.com/>

Tri-Five Correspondences



Awesome Newsletter.. Happy Holidays to All..

Patrick Wightman

Albuquerque Classic Chevy Club
& CCI State Rep.

Hope everyone had a Great Turkey Day! Wishing all a Merry Christmas and a very Happy New Year!

Sincerely, Jim & Sharon London.

(Forever Classics Car Club and So-Cal Classics Car club members.)

Mike,

Donna and I want to thank you for leading the annual New Year's Day Cruise again this year. We had great time, the weather was perfect, and as you have done in the past you managed to find roads that Donna and I had never been on before.

Sam and Donna





Claudia's Corner

With the onslaught of cooler weather that has hit the west coast, I think its time to make soup. Some of my favorite recipes are shown here. These are good to have now and later because they all freeze very well.

*Happy New Year to everyone and enjoy the soup!
Claudia*

Bacon-Cheddar Cauliflower Chowder

Ingredients (8 1cup servings)

- 8 slices center-cut bacon, chopped and divided
- 1/2 small onion, chopped OR 1 tsp. onion powder
- 1 celery stalk, chopped
- 2 garlic cloves, minced
- salt & pepper
- 4 cups shredded or grated cauliflower
- 2 Tablespoons water
- 2 Tablespoons all purpose flour
- 2 Cups chicken broth, divided
- 2 cups 2% milk
- 3-4 dashes hot sauce (or more or less)
- 2 1/2 cups (12 oz) shredded sharp cheddar cheese, divided
- 2 green onions, chopped (optional)



1. Whisk together flour and 1/4 cup chicken broth in a small bowl, then set aside.
2. Saute bacon in a large soup pot over medium heat until crisp. Using a slotted spoon, transfer bacon to a paper towel-lined plate, then remove all but 1 Tablespoon drippings from the pot. Add chopped onion (if using), celery and garlic to the pot - then season with salt and pepper and saute until vegetables are tender, about 4-5 minutes.
3. Add cauliflower and onion powder (if using) to the pot then stir to combine. Add water then place a lid on top and steam cauliflower until tender, stirring a couple times, about 5-7 minutes. Add remaining chicken broth and milk, then turn up heat and bring to boil.
4. Slowly whisk in flour/chicken broth mixture while stirring, then turn down heat and simmer for 3-4 minutes, or until chowder has thickened. Turn off heat, then stir in 2 cups cheddar cheese a little at a time until smooth, then stir in half the cooked. Taste and adjust salt, pepper, and/or hot sauce if necessary. Serve topped with remaining shredded cheese, cooked bacon, and green onions, if desired.

Sausage Barley Soup

1 package spicy Italian sausage sautéed in a small amount of olive oil

When sausage starts to brown but is not fully cooked, add the following ingredients in this order:

1 large spanish onion diced

6 large garlic cloves minced

sauté for about 15 minutes on low

3 large fresh carrots diced

4 stalks celery cleaned of leaves and diced

1 Tbsp. Old Bay seasoning

Sauté for 20 minutes on medium to brown the veggies

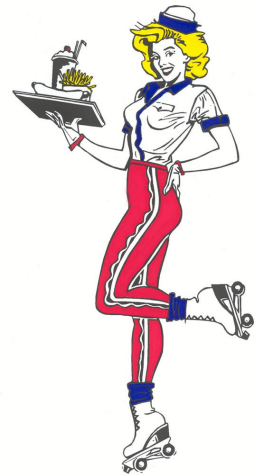
Add: 4-6 diced med red potatoes & sauté for a few more minutes

Add: 1 28 oz canned diced tomatoes

1 cup of barley

Add beef or chicken broth to cover mixture by about 3 inches of liquid

Simmer for about 2 1/2 hours and serve



CHEESEBURGER SOUP

1/2 pound ground beef

3/4 cup chopped onion

3/4 cup shredded carrots

3/4 cup chopped celery

1 teaspoon dried basil

1 teaspoon dried parsley

4 tablespoons butter

3 cups chicken broth

4 cups cubed potatoes

1/4 cup all-purpose flour

2 cups cubed Cheddar cheese

1 1/2 cups milk

1/4 cup sour cream



1. In a large pot, melt 1 tablespoon butter or margarine over medium heat: cook and stir vegetables and beef, until beef is brown.

2. Stir in basil and parsley. Add broth and potatoes. Bring to a boil, then simmer until potatoes are tender, about 10-12 minutes.

3. Melt the remainder of butter and stir in flour. Add the milk, stirring until smooth.

4. Gradually add milk mixture to the soup, stirring constantly. Bring to a boil and reduce heat to simmer. Stir in cheese. When cheese is melted, add sour cream and heat through. Do not boil.

Tri-5 Upcoming Shows, Cruises, Partys & Events



**T5R Meeting
Hamburger
Factory
in Poway
5:30pm**



**In N Out
Cruise
Scripps Poway
Parkway 11am**

- January 4
- February 1
- March 7
- April 4
- May 2

2020

- January 16 (Keller)
- February 20 (Ward)
- March 19 (Harvey)
- April 16 (Bishop)
- May 21 (Correia)
- June 18 (Geiman)
- July 16 (Clements)
- August 20 (TBD)
- September 17 (Rindskopf)



Tri-Five Ladies Day Out Thursday, January 9th

Starting at K-Mart in Ramona (for car pool) leave at 10:45am or go straight to Jeremy's on the Hill in Wynola 11:30am.

Please RSVP Ava by Monday Jan. 5th so we can make reservations. Thank you to Dana and Donna for organizing this.



**Midnight at the
Oasis
Cruise to Yuma
Thursday, March 5th
(start at Albertsons
parking lot Alpine)
Friday, March 6th - 8th**



**Big 3 Parts Exchange
Thursday, Feb. 20th -
Sat. 22nd
SDCCU Stadium**




Tri-5 Western Invasion Famoso Raceway

May 1-2 (Cruise to Bakersfield Thursday, April 30)

SIGN UP TODAY AMERICAN TRI-FIVE ASSOCIATION'S
WESTERN INVASION
PRESENTED BY DANCHUK
1955-1956-1957 Chevy ONLY CAR SHOW DRAG RACING VENDORS. SWAP MEET. MUCH MORE!
May 1-2, 2020 855.567.1957 AMERICANTRIFIVE.COM
AUTO CLUB FAMOSO Raceway Bakersfield, Ca
Autoclub Famoso Raceway *** Bakersfield, CA. ***



T5R January Birthdays



Bob Brown 1/2



Nancy Hildebrand 1/24



Pat Harvey 1/28



Happy Anniversary




Ava & Bob Bishop 1/29

Please let Ava know if we missed your special day: Ava@Tri-FiveRevolution

Tri-Five Revolutionaries Business Cards

Buy * Sell * Trade

GEIMAN MOTORS
Quality Used Cars



Owner
Tom Geiman
Fax (760) 745-8713
WWW.GEIMANMOTORS.COM

1038 S. Escondido Blvd.
Escondido, CA 92025
(760) 745-4990

300 DPI

Happy
New Year

ROD HILDEBRAND

**NEPTUNE
SOCIETY**
FD-1352

14065 Hwy. 8 Business / El Cajon, CA 92021 / 561-6400



Doglovers Obedience
Positive & caring training, puppy socializing

Donna S Rindskopf
Trainer - APDT Member

Cell # 619 573-3856
Home # 760 788-0621

DogloverDR@aol.com

**Don's Classics
& Hotrods**

**AUTHORIZED
DEALER FOR**
Dodge
MANUFACTURING, INC

**619-980-1243
619-445-8425**
email: perkinsd@cox.net

Your One 1-800-YEAR-ONE
Eckler's Classic Chevy

Security First
1283 E. Main St. Suite 212, El Cajon, CA 92021
P: 619-243-3992 F: 619-243-3997 C: 619-672-4945



Lance A. Ruiz, MAOL, CLSD
Chief Operating Officer
lance@securityandpatrol.com

Armed & Unarmed Officers • Vehicle Patrols • Special Events
Executive Protection • Camera Monitoring



Classic Friends Business Cards



SINCE 1946

E & M AUTO PARTS
 WELDING GASES & SUPPLIES, TOOLS,
 FITTINGS, CHAIN & TIRE CHAINS

619-444-3118

PRESENTED BY: 1647 E. MAIN ST.
EL CAJON, CA 92021

Classics, Hot Rods & Street Rods by

Steve Spirkoff / Owner 15855 Dell View Road
El Cajon, CA 92021
 619-561-2913

B.F. GOODRICH - UNIROYAL - MICHELIN
 BRIDGESTONE - RIKEN - REMINGTON

789-3600
www.ronstires.com

**RON'S
 TIRE & BRAKE, INC.**
 TIRES - BRAKES - ALIGNMENT - SHOCKS
 FAMILY OWNED & OPERATED - OVER 36 YEARS AT THE SAME LOCATION
 OFF ROAD TIRE SERVICE • SE HABLA ESPAÑOL

2560 MAIN STREET
 RAMONA, CA 92065

Paintless Dent Repair Shop

Eddie Martin
 Owner/Metal Artisan
 5644 Kearny Mesa Road,
 STE. J San Diego, CA 92111
thedentdevils@gmail.com
www.thedentdevils.com
619-726-6767

The Art and Technology
 of Responsible Repair Methods

Member of AIAA, Voted 2nd Place BEST BODY SHOP 2013 | 2014, BBB

Nick Parks
 (858) 279-4939
 Cell (858) 699-6100
nick@GSPstore.com
 5644 Kearny Mesa Rd • Suite E
 San Diego, CA 92111

ECKLER'S Family of Automotive Companies

**CHEVY
 Classics
 CLUB**

HAPPY NEW YEAR

Tri-Five Online

Check out our new and improved website.
Now Iphone and Ipad friendly.
To see past event pics go to
<https://tri-fiverevolution.com/events>

Contact Us at

club@tri-fiverevolution.com



<http://www.tri-fiverevolution.com>

Tri-Five Web Designer - Brooks Bishop
brooks.bishop@gmail.com

Newsletter submissions are due by the 25th of each month.
Send to Ava@Tri-FiveRevolution.com
Classic friends are welcome to send information about
your upcoming events.



Find us on
Facebook



<https://www.facebook.com/Tri-Five-Revolution-927228300728435/>