


# '55 '56 '57 Revolution Review

Volume V Issue 11

July 2013



## SAN ANGELO, TEXAS

Article & Pictures submitted by  
Wayne & Linda

We made plans several months ago with Mike & Pat Harvey to drive our classics to Texas to attend Lonestar XXXI, a Tri-Five Chevy Convention co-sponsored by five Texas Tri-Five Chevy Clubs. Every year the show is hosted by a different club and moves to a different Texas location. This year the show was going to be in San Angelo on Memorial Day weekend.



Unfortunately, Mike & Pat were not able to get their classic in time, but they decided to go with us in their pickup. We left San Diego early on a Thursday morning to make the three-day trek. It was already getting warm before we made it through El Cajon and by the time we met Mike & Pat in El Centro, it was in the low 90's. By the time we made Yuma, it was 101 degrees. Not to worry, Little Brownie handled the heat just fine and we cruised right on into the Hampton Inn in Tucson where we stopped for the night.



The next day, we continued east on I-10. Temps were in the mid 90's and we were just cruising along enjoying the scenery, that is, until we were 20 miles west of Las Cruces. At first we just noticed a little unidentified intermittent vibration, but shortly thereafter there was a whole lot of shaking going on and it was not the good kind. We pulled off the road to check it out. Wow, the right rear tire had separated and was now sporting a watermelon size knob! A few minutes later, we had the spare bolted on the car and we headed for the nearest Discount Tire store in Las Cruces.

L  
O  
N  
E  
S  
T  
A  
R

X  
X  
X

The folks at Discount Tire first said the exact same tire was in stock, but it was not to be. In fact, there were no stores anywhere from Las Cruces to San Angelo that could help us out, so we needed a new plan. After looking at a couple different options, neither of which was satisfactory to us, the manager made us an offer we couldn't refuse. First, he contacted the Store Manager in San Angelo and had him order the tires we needed, which would take a couple days, as the tires had to come from Phoenix. He then put two tires on the car that would get us safely to San Angelo. When we arrived in San Angelo, the store there would trade-out those two tires for the ones we needed. It couldn't get much better than that!

We had lunch at Chili's next door while they installed the tires and we were back on the road again, just in time for heavy commute traffic through El Paso. By the time we arrived at the Hampton in New Horn Texas, we had also passed through two time zones and it was almost 10 p.m. local time.

The third day was much shorter, both in time and mileage. Before we hit the road, we received a call from the San Angelo Discount Tire Manger advising us our tires had arrived and were waiting for us. Really? Overnight? Fantastic! Temps were still in the mid 90's and clouds were increasing. The humidity level was climbing and it was getting a little breezy, but all in all it was a nice drive the rest of the way. Apparently, classic cars in New Mexico & Texas don't get driven all that much. Every time we stopped for gas or food, there was a swarm of people around the car, telling their stories about the one they used to have. The comment heard most often was "I can't believe you drove this car all the way from California!" We arrived at the Clarion Hotel in San Angelo around 4 pm. A few Texas plated classics had already arrived. We checked into our rooms, and then headed for Discount Tire. Sure enough, the tires were there and just as they were locking the doors for the day, the new tires were on the car and we were ready to check out the town and find a good dinner spot. If you are ever in San Angelo, try the Original Henry's Mexican Restaurant. It is Tex-Mex style food and it is awesome.

That night, Mike & Pat taught us how to play Five Crowns, another fun card game, and then we were ready to call it a day. Around 10 p.m., we started to hear thunder & lightning, and then it started to rain heavy. It rained six inches overnight, but by morning, the rain stopped and the parking lot was drying up. It was a beautiful day and time to clean up the car, which went quite fast with Mike's expert help in removing bugs from all of the forward facing surfaces. Thanks Mike, great job!

By mid-morning, more classics had arrived, but it seemed like a small number overall. Registration opened at noon and it seemed like we were the only ones ready to check in. We met Mike King, President of the Concho Classic Chevy Club, host of this year's show. Mike told us they only had 33 pre-registered cars, but were hoping for at least 50.



Apparently, most of the Lonestar shows draw 150 to 200 classics, but San Angelo is kind out of the way, in fact, it's not on the way to anywhere. The only reason anyone goes to San Angelo is if that's where they really want to go. The threat of bad weather kept a few away too. One of the first things we learned was there was a parking garage a couple blocks away where they reserved parking in case there was a threat of hail. Fortunately, Mother Nature was cooperative and we did not have to take advantage of this option.



Saturday was the day of the Show N' Shine and the weather was again very nice. Counting a couple of Ford trucks and a few other non-classics, there were a total of 48 vehicles. There was no real judging of cars. They pick a Best Interior, Best Engine and Best Paint, and award every entrant a commemorative plaque. That way no one goes home empty handed and there is more time for everyone to hang out in the parking lot visiting with everyone else. Everyone we met was extremely nice and welcomed us from California as well as a couple with a baby from Australia. The Australian couple, who are building a '57 sedan, shared a lot of interesting facts about how things are done down under, like how much more expensive it is to buy or build a classic and how modification of a car requires an application detailing the changes and an inspection when the work is complete.



Many of the classics at the show were more of very nice driver quality than all-out show. A few were gorgeous new build cars and some were unrestored originals. Some were hot rods with high horsepower engines and some were mostly stock in appearance. They were all fun to see. We took a lot of photos, shared stories, and had a good time. By 2 p.m., the show was winding down and we headed out to find lunch.

The awards dinner started at 7 p.m. They served a buffet style dinner of beef brisket, chicken, salad, rolls and chocolate cake for dessert. After dinner, Mike King got right to the awards. There were a few door prizes and they announced the special awards. One of those was the long-distance award, which was \$100 cash going to that couple who drove their classic all the way from San Diego to San Angelo. Right after the awards, a DJ played classic oldies, attracting some of us to get out on the dance floor. Even Elvis and Priscilla made an appearance.

By Sunday morning, classics were disappearing as quickly as they arrived. By noon, there was only one classic besides Little Brownie left in the parking lot. We spent the day sightseeing around San Angelo.



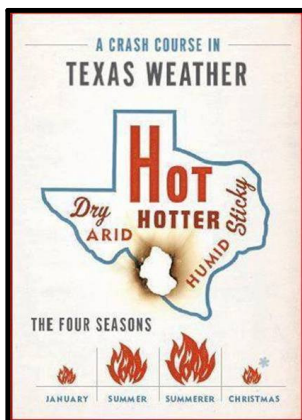
On Memorial Day, Mike & Pat went to the Fort Worth area to see their grand-daughter and we headed to San Antonio to visit with long time friends. Four days later, we met up back at Van Horn, Texas and drove together back to San Diego over the next two days with an overnight stay with Pat's sister in Vail, Arizona, just south of Tucson. Temps were well over 100 degrees as we came through Yuma and El Centro, but the trip went smooth and we arrived home by 2 p.m.

The whole trip was like a whirlwind and it was over way too fast. The people of Texas were wonderful hosts and treated us like family. We had a really great time and enjoyed traveling with Mike & Pat who were like a personal tour guide leading us along the way picking perfect stops for food & gas. It was great! Let's plan another trip soon!

---

# Texas Signs

submitted by Joe Keller



YOU KNOW YOU'RE A TEXAN WHEN...  
YOU TAKE A ROADTRIP AND THE  
LONGEST PART IS GETTING OUT OF  
YOUR OWN STATE.



# Nomad Project Progress



My garage floor is covered with a dark grey soot, the walls the wire welder, that compressor, the work bench everything is covered with a dark grey soot! The only thing not covered with this soot is the Corvette which is safely tucked away under its car cover and hoisted high up on my lift in an attempt to stay clean; the car cover of course is covered with this soot. Oh and did I mention I am covered with the same dark grey soot from head to toe! In addition to being covered with soot from head to toe, my back aches, and I have cuts, scrapes and blisters on my hands. This is my life for the past few weeks, as I polish every bit of Stainless Steel trim on my Nomad. I never realized there was so damn much Stainless on a 57 Nomad. This job has been made much worse thanks to Wayne Hartwig teaching me the "right way" to polish Stainless. For those of you who don't already know this Wayne is a perfectionist and subscribes to the theory that no piece of Stainless can be properly polished without spending between 4 and 8 hours on it. Thanks Wayne for teaching me the right way to do it even though I may bitch about it, I'm sure I will appreciate all the hours when I see this trim on the car. In addition to polishing all of the trim I still have the exhaust pipes to polish, will I ever be finished?



How do I motivate myself to trudge on each day sanding and buffing, I look at the pictures I have taken recently of the car, it is back from the paint shop and Benny's Auto Body did a great job. We have the body mated to the frame and Steve Spirkoff is working hard on connecting all the wiring. Of course we all know that Steve just like Wayne is a perfectionist and has taken what looked like a bowl of spaghetti and organized all of the under the dash wiring so that it looks as good as any wiring you might find on a high end sports car! In addition to being a perfectionist Steve is very innovative and has come up with some cool routing for wiring and for other things like the brake lines, fuel lines, transmission lines, etc.

Most of the re-chromed pieces are back from the plating shop (DMC in Escondido) and looks fantastic. The good news/bad news is the front one piece bumper is still there, that's the bad news, the good news is that when I went to pick it up they pointed out some very minor flaws in the plating job and offered to either re-plate it or reduce the price and let me take it as is. Since we still have time I asked them to re-plate it, it should be finished well before we need to put it on the car.

We are counting down the working days until we have to leave for Hot August Nights in Reno and we are below 30 if you don't count Saturdays. Steve is committed to finishing the car before we have to leave, and I am praying that I get all of this damn trim and exhaust polished so that I am not holding up the project. As they say a picture is worth a thousand words so I have attached several pictures and spared everyone several thousand words more of my rambling about the Nomad.




*Sam Rindskopf*

# RON'S 1964 CHEVY II PROJECT UPDATE

Twenty two years ago (June 1991) I purchased a 1964 Chevy II. A really/truely project car. A complete car that needed everything. A broken suspension and no motor or tranny the perfect car to work on. Fast forward to this past Saturday 6/8 a long awaited tech day happened at Bowtye Acres. After all these years the 64 has head lights/tail lights and turn indicators all to the thanks of Bob Bishop and Dave Ward. It only took them 4 hours to find shorts bad grounds and bad new light bulbs to help finish this stage of my project car.

*Ron Foote*



Working on something called ohms, resistance, what ever!  
Out of my league. Anyone need a drink?



What it looked like before they started.



What it looks like now. First time the lights have worked since I've owned the car over 20 years.  
Thanks again Bob & Dave.

# TRI 5 YUCCA VALLEY SHOW



*by Ann "Scoop" Goldberg*

For the past couple of years we've passed on the opportunity to make a June trek into the high desert, turning down a friend's invitation to attend the Morongo Basin Old Car Club show benefiting the Morongo Basin Senior Support Center. Our reluctance was partially due to my poor sense of state geography. Even though I've lived in California nearly 25 years, I mentally equated leaving the cool, foggy comfort of the coast for Yucca Valley in late-spring to the old saying of going where the Almighty left his overshoes.

This year with the usual May Gray - June Gloom phenomenon having started in early April, by Saturday the 1st we were ready for a change and headed inland and upwards for the promise of sunshine and warmth. We briefly doubted our decision on arrival to town. A local bank declared the 9:30 A temperature 92 degrees, almost 30 degrees warmer than when we'd left home a couple of hours earlier.

At the Center we found not only a wide scope of collectables including a Rolls Royce; three Corvairs, a pair of sedans and a rarely seen truck with side step; a Hudson and the usual gathering of Tri-5's, but welcome air conditioning and warm hospitality. MBSSC offers vital area services including numerous computer and life resource classes plus the area's only heated therapy pool. Additionally it serves as meeting place for several area organizations including the Old Car Club. This is an active group of enthusiasts -- in several ways. Their trophy case includes numerous awards for "most participants" wins. And, their oldest active member is a woman in her mid-90's who still drives her original-owner Tri-5.

Now there is something to which we can all aspire!

# Upcoming Events

- 7/4 Independence Day**  
**7/6 In-N-Out - Scripps Poway Parkway**  
**7/6 Cops & Rodders Car Show** - Scottish Rite Center  
**7/12 Collector Car Appreciation Day**  
7/13 SD Rod & Custom Summer Car Show Open House, El Cajon  
7/14 Long Beach Swapmeet  
7/14 Spring Fling its a Car Show Thing - Santee  
**7/18 T5R Meeting** - Coco's Poway (Mayer)  
7/20 5th Annual Custom Car & Bike Show, San Diego  
7/21 Cars '4' a Cause, Lakeside  
7/27 King of Clubs Car Show & Rockabilly Road Trip. Barona  
8/3 "Hot Rods for Heroes" Classic Car Show, Liberty Station  
8/4 22nd Annual Automobile Heritage Day - National City  
**8/6-11 Hot August Nights** - Reno  
**8/8 T5R Caravan to Big Bear**  
**8/9-11 Big Bear Fun Run** - Big Bear  
8/11 Pomona Swapmeet  
**8/15 T5R Meeting** - Coco's Poway (TBD)  
**8/21 T5R 5th Anniversary**  
**8/25 CCSD Picnic by the Bay** - Embarcadero  
**9/2 Labor Day**  
**9/2 San Diego Cool Expo & Swapmeet** - Qualcomm  
**9/2 T5R After Swapmeet Lunch**  
9/8 Long Beach Swapmeet  
**9/19 T5R Meeting** - Coco's Poway (TBD)  
**9/20 T5R 5th Birthday**  
9/28 Ramona Rod Roundup - Ramona  
9/28 14th Annual Cruisin for a Cure, Costa Mesa

**Red Font is a club attending event**

**Green Font is a club supported event**

**For site links, information, details, event flyers visit our website at: <http://www.tri-fiverevolution.com> go to the calender, click on the day of the event.**  
*(if multiple events fall on the same day, click on the # next to the magnifying glass to see the listing of all events)*



## Claudia's Corner

### MORE ON HYDROGEN PEROXIDE MAGIC

#### Part 1

Ever since I started using Hydrogen Peroxide to get rid of armpit stains, to clean cookie sheets, as a miracle cleaner in my kitchen and bathroom, and to make my own "oxi clean"...I ALWAYS have at least one bottle of the stuff under my kitchen sink, under my bathroom sink, AND in the laundry room. This stuff is amazingly versatile! But it wasn't until recently, after doing some IN DEPTH research on the subject, that I came to realize what a "miracle substance" hydrogen peroxide really is! It's safe, it's readily available, it's cheap, and best of all, it WORKS! It works for a LOT of stuff! Hydrogen peroxide should really be called oxygen water, since it is basically the same chemical make up as water but with an extra oxygen atom (H<sub>2</sub>O<sub>2</sub>). Because of this it breaks down quickly and harmlessly into oxygen and water.

#### Some other interesting facts about hydrogen peroxide:

It is found in all living material.

Your white blood cells naturally produce hydrogen peroxide (H<sub>2</sub>O<sub>2</sub>) to fight bacteria and infections.

Fruit and vegetables naturally produce hydrogen peroxide. This is one of the reasons why it is so healthy to eat fresh fruit and vegetables.

It is found in massive dosages in the mother's first milk, called colostrum, and is transferred to the baby to boost their immune system.

It is found in rain water because some of the H<sub>2</sub>O in the atmosphere receives an additional oxygen atom from the ozone (O<sub>3</sub>) and this H<sub>2</sub>O<sub>2</sub> makes plants grow faster.

Next to Apple Cider Vinegar, hydrogen peroxide ranks up there as one of the best household remedies.

Besides the obvious (cleansing wounds), did you know that it is probably the best remedy to dissolve ear wax? Brighten dingy floors? Add natural highlights to your hair?

Improve your plants root systems? The list goes on and on!

There are SO many uses for this stuff that I've started replacing the cap on the hydrogen peroxide bottle with a sprayer because it's easier and faster to use that way.

I have compiled a rather impressive list of uses for 3% hydrogen peroxide that I hope will have you as thrilled and bewildered as I was!

Wash vegetables and fruits with hydrogen peroxide to remove dirt and pesticides. Add 1/4 cup of H<sub>2</sub>O<sub>2</sub> to a sink of cold water. After washing, rinse thoroughly with cool water.

In the dishwasher, add 2 oz. to your regular detergent for a sanitizing boost. Also, beef up your regular dish soap by adding roughly 2 ounces of 3% H<sub>2</sub>O<sub>2</sub> to the bottle.

Use hydrogen peroxide as a mouthwash to freshen breath. It kills the bacteria that causes halitosis. Use a 50/50 mixture of hydrogen peroxide and water.

Use baking soda and hydrogen peroxide to make a paste for brushing teeth. Helps with early stages of gingivitis as it kills bacteria. Mixed with salt and baking soda, hydrogen peroxide works as a whitening toothpaste.

Soak your toothbrush in hydrogen peroxide between uses to keep it clean and prevent the transfer of germs. This is particularly helpful when you or someone in your family has a cold or the flu.

Clean your cutting board and countertop. Let everything bubble for a few minutes, then scrub and rinse clean. (I've been using it for this a LOT lately!)

Wipe out your refrigerator and dishwasher. Because it's non-toxic, it's great for cleaning places that store food and dishes.



# Tri-Five Revolution

Meetings, Partys, Cruises and Events



## In-N-Out Burger

### Cruise

Saturday, July 6th  
11:00am - Poway

## Next T5R

### Get Together

Thursday - July 18th  
Coco's in Poway  
come for dinner at 6:00pm



## Pints for Pups

Benefiting New Leash on Life Puppy Club



**Saturday**  
June 29th from 4pm-till closing.



**Guide-Dogs FOR THE BLIND**

The Dog Shack and Mangia! Mangial trucks will be there!

**1441 L STREET SAN DIEGO CA 92101**



## Big Bear Fun Run


August 9th - 11th  
T5R Caravan leaving on August 8th  
<http://www.antiquecarclub.org/>



## Picnic by the Bay

August 25th - Seaport Village  
<http://clubs.hemmings.com/classicchevys/sd/?club=classicchevyssd>





**Adam's**  
Premium Car Care Products  
**Sandy Mayer**  
Dealer

Sting Ray Detailing Supplies  
634 Calle Ladera  
Escondido, CA 92025

Phone: 760-715-0756  
ssmayer@cox.net

Classics, Hot Rods & Street Rods by




Steve Spirkoff / Owner  
619-561-2913

15855 Dell View Road  
El Cajon, CA 92021

Buy \* Sell \* Trade

**GEIMAN MOTORS**  
Quality Used Cars



Owner  
Tom Geiman  
Fax (760) 745-8713  
WWW.GEIMANMOTORS.COM

1038 S. Escondido Blvd.  
Escondido, CA 92025  
(760) 745-4990



**Doglovers Obedience**  
Positive & caring training, puppy socializing

**Donna S Rindskopf**  
Trainer - APDT Member

Cell # 619 573-3856  
Home # 760 788-0621

DogloverDR@aol.com

**Don's Classics & Hotrods**

**AUTHORIZED DEALER** FOR




**619-980-1243**  
**619-445-8425**  
email: [perkinsd@cox.net](mailto:perkinsd@cox.net)

MANUFACTURING, INC

ROD HILDEBRAND

**NEPTUNE SOCIETY**  
FD-1352

14066 Hwy. 8 Business / El Cajon, CA 92021 / 561-6400



**GREAT HOUSE**  
SCREEN-PRINTING


**Nick Parks**  
Phone (858) 279-4939  
Fax (858) 279-5249  
[nick@gspstore.com](mailto:nick@gspstore.com)

FOR ALL YOUR PRINTING NEEDS!

Shirts - Hats - Embroidery  
Signs - Stickers - Magnets  
Trade Show Solutions

ECKLER'S  
**CHEVY Classics CLUB**

[www.classicchevy.com](http://www.classicchevy.com)



**ALL STAR GLASS**  
[www.allstarglass.net](http://www.allstarglass.net)

ask for LeRoy at the El Cajon Shop

POWAY ★ (800) 600-6460 ★ 12570 Poway Road  
OR CALL ★ (858) 679-9791 ★  
ESCONDIDO ★ (800) 659-9397 ★ 745 North Quince  
EL CAJON ★ (800) 659-9423 ★ 1308 N. Magnolia Ave., #A  
OCEANSIDE ★ (800) 733-1351 ★ 1950 Oceanside Blvd., #A  
HDQTRS/S.D. ★ (800) 225-4185 ★ SERVING ALL 50 STATES



All members and Classic friends are welcome to submit a business card.




4th of July

Contact Us At

[club@tri-fiverevolution.com](mailto:club@tri-fiverevolution.com)

# Tri-Five Online



[www.Tri-FiveRevolution.com](http://www.Tri-FiveRevolution.com)

Check out our calendar for past and upcoming coming events, to see all event pictures on a specific date (click on the # next to the magnifying glass to see all the pics from each event).

Also for your convenience past pics are in events and gallery.

Newsletter



Newsletter submissions

due by the

25th of each month

Send articles to

Ava Bishop at

[ava@tri-fiverevolution.com](mailto:ava@tri-fiverevolution.com)

# Happy Anniversary



Donna & Joe Keller 7113

