

'55 '56 '57



Revolution Review

March/April 2016

Volume VIII

Issue 6

It's Always a Good Time When You Spend it at Midnight at the Oasis

by Ann Goldberg



Once you've been to Midnight at the Oasis, you anticipate returning each March. There's a lot to enjoy over the three days of the show: the drive to Yuma provides an opportunity to get some road miles on our cars; along with the obligatory Show n' Shine, MATO offers both a fun run and a parade, evening concerts and, courtesy of local boy scouts and sports teams (cue the drum roll, please) peach cobbler a la mode. From my point-of-view that's a good combination. Here are some highlights from the trip:



It's always fun to caravan together, our line-up of Tr-5's look great traveling down the road, and, once again, our revolutionary group made the trip to Yuma without incident.

Responding to driver comments, Caballeros de Yuma lengthened routing for this year's fun/poker run sending us into parts of town most

of us hadn't previously seen. At the first stop, Shangri-La mobile home park, residents line the roadway to see the cars.

After registration packets were distributed Friday morning, two groups of us left the Kroc complex field for shopping expeditions — some of us following Theresa's lead to a large swap meet, others antiquing under the guidance of Nancy Hildebrand. Ava made the most interesting purchase finding an antique Coke-branded cookie jar with Betty Boop in the driver's seat.



Friday afternoon's parade. It's thrilling to see crowds of people come out to appreciate the classic cars. I realized something important about waving this parade. Enthusiastic waving can lead to unflattering upper arm jiggles; much more attractive to adopt a more stately Queen's wave and concentrate on wrist rotation.



Live concerts Friday and Saturday evenings. Sure, they're tribute bands, but some were quite good.

Peach cobbler a la mode. Yummy stuff. I discovered you want your serving to be from near the top of a batch — the fruits more plentiful at that point. The scouts don't tend to dish from the bottom up of the cast iron kettle but from the top down when serving.

Five Crowns played in the hotel lobby. The staff at the Hampton Inn and Suites were fabulous all weekend long, never more so than when a desk clerk made players a midnight batch of chocolate chip cookies.



Then, there was the trip home. With rain predicted along the route for Sunday, we all became quite fixated on the weather forecast, scheduling and rescheduling our departures from Yuma in an attempt assure ourselves a dry drive. In the end, it wasn't rain that was our problem, but very severe winds and blowing sand that at times left us with little visibility. Happily, we all made it safely, though Bob and Ava did arrive back in Ramona chauffeured by AAA with the "PTSNBM" in tow after an alternator mounting bracket bolt failed ten miles outside of El Centro.

It's all what makes a road trip an adventure, and Midnight at the Oasis a lot of fun.



Tri-Five Revolution Upcoming Events

On Sunday, April 10th Tri-Five Revolutionaries will start our cruise at the K-Mart parking in Ramona (1855 Main Street). We will pull out at 10:30am and drive through the wonderful countryside. The drive is about 60 miles in length with a lunch stop at the end. All vehicles should have a full tank of gas due to lack of gas station along the route.

Members can call or email me with any question about the cruise. Looking forward to spending time driving through this wonderful part of San Diego County we all call home.

Joe Keller



All,
As we discussed at our last meeting I had the action to pick a date for the Ramona Cruise other than our normal meeting night. I would like to ask everyone if Thursday, May 12th works for everyone. I plan to reach out to the organizers and push to have that Thursday night designated a Tri-Five Ramona Cruise Night and see if we can get a bunch of Tri-Fives to participate. I'm hoping we can get some of the good folks from Classic Chevys of San Diego to come up and participate as well. After the Cruise we will enjoy dinner at one of Ramona's fine restaurants. Please let me know if this is a good date for you.

Thanks,

Sam



Tri-Five Revolutionaries Annual Trek to the San Diego Auto Swap Cool Expo at Qualcomm Stadium - Monday May 30th (Memorial Day)
Come shop with us, sell your wares, show your classic or just join us at Islands for Lunch after a day of shopping (11am).

Hope to see you there, *Bob & Ava*






Upcoming T5R Event



In N Out Burger Cruise
Scripps Poway
Parkway
April 2 - 11am
May 7 - 11am

T5R Spring Cruise
April 10 - 10:30am
K-Mart in Ramona
contact Joe for more
info



Next T5R Meeting
Hamburger Factory
April 21, 2016
5:30pm

T5R Ramona Cruise
May 12, 2016
contact Sam for more
details



SD Cool Expo Swapmeet
Qualcomm
May 20, 2016
T5R Lunch after - Islands



3/27 Easter

4/1-3 Goodguys 16th Del Mar Nationals - *Del Mar*

4/1 Cruisin' Grand Begins - *Escondido*

4/2 In N Out Cruise - *Scripps Poway Parkway*

4/6 All GM Beach Classic - *Redondo Beach*

4/7 American Graffiti Cruise Begins - *Ramona*

4/10 T5R Spring Cruise - *Start in Ramona*

4/10 Long Beach Swapmeet

4/17 Pomona Swapmeet

4/20 El Cajon Cruise Begins - *Downtown El Cajon*

4/21 T5R Meeting - *Hamburger Factory (Ward)*

5/6-8 OTHG "Streak 43" - *Campland on the Bay*

5/7 In N Out Cruise - *Scripps Poway Parkway*

5/8 Long Beach Swapmeet

5/8 Mother's Day

5/12 T5R Ramona Cruise night - *Ramona*

5/15 Plastic Fantastic XXIX - *Seaport Village*

5/19 T5R Meeting - *Hamburger Factory (Keller)*

5/21 14th Annual Run to the Hills - *Pine Valley*

5/28 American Heritage Car Show - *Escondido*

5/29 51st Fallbrook Vintage Car Show - *Fallbrook*

5/30 Memorial Day

5/30 SD Cool Expo Swapmeet - *Qualcomm*

5/30 T5R After Swapmeet Lunch - *Islands*

6/5 Pomona Swapmeet

6/11 Annual Fords and Friends Picnic - *Escondido*

6/19 Father's Day

7/4 Independence Day

8/12-14 Big Bear Fun Run - *Big Bear Lake*

8/14 Pomona Swapmeet

8/28 CCSD Picnic by the Bay - *Embarcadaro*

Red Font is a club attending event

Green Font is a club supported event

For site links, information, details, event flyers visit our
website at: <http://www.tri-fiverevolution.com>



Let Ava know if we missed your event - Ava@Tri-FiveRevolution.com

Wheeling, Dealing, and a Dino: Big 3 Swap 2016

by Ann Goldberg

February's Big 3 Swap, as it does every year, provided us a great opportunity to empty our garages of some stuff; come away with a little more change in our pockets; walk miles and miles searching the aisles; visit with lots of car friends, and spend some time just hanging together. As always, a great time, and this year, even the weather cooperated.

While we did a fair amount of shopping, our revolutionary group didn't do much buying this year. For the most part we seemed more interested in the wheeling and dealing of making the sale than in adding to our collection of treasures. One exception, our very own swap meeter extraordinaire, Bob Bishop, who completed the official "adoption" process he'd started on-line of a 4 foot high, 8 foot long Sinclair dinosaur. Dino is now comfortably at home in front of the big garage at Rough Edges Ranch.

Special thanks to Wayne and Linda for once again going over and beyond in making our time at the swap a success. Their RV was our base-of-operations for the weekend, plus they provided burgers, dogs and grill for our Saturday pot luck lunch.

As of now, the Big 3's future at Qualcomm is uncertain. Should the event be held there in 2017, vendor locations will change when re-striping of the parking lot is completed. Not that a small detail like that would keep it from still being a great time!





Claudia's Corner

A HISTORY LESSON

Early aircraft's throttles had a ball on the end of it, in order to go full throttle the pilot had to push the throttle all the way forward into the wall of the instrument panel. Hence "balls to the wall" for going very fast. And now you know, the rest of the story.

During WWII , U.S. airplanes were armed with belts of bullets which they would shoot during dogfights and on strafing runs. These belts were folded into the wing compartments that fed their machine guns. These belts measure 27 feet and contained hundreds of rounds of bullets. Often times, the pilots would return from their missions having expended all of their bullets on various targets.

They would say, " I gave them the whole nine yards," meaning they used up all of their ammunition.

In George Washington's days, there were no cameras. One's image was either sculpted or painted. Some paintings of George Washington showed him standing behind a desk with one arm behind his back while others showed both legs and both arms. Prices charged by painters were not based on how many people were to be painted, but by how many limbs were to be painted. Arms and legs are 'limbs,' therefore painting them would cost the buyer more. Hence the expression, 'Okay, but it'll cost you an arm and a leg.' (Artists know hands and arms are more difficult to paint.)

As incredible as it sounds, men and women took baths only twice a year (May and October). Women kept their hair covered, while men shaved their heads (because of lice and bugs) and wore wigs. Wealthy men could afford good wigs made from wool. They couldn't wash the wigs, so to clean them they would carve out a loaf of bread, put the wig in the shell, and bake it for 30 minutes. The heat would make the wig big and fluffy, hence the term 'big wig'. Today we often use the term 'here comes the Big Wig' because someone appears to be or is powerful and wealthy.

In the late 1700's, many houses consisted of a large room with only one chair. Commonly, a long wide board folded down from the wall, and was used for dining. The 'head of the household' always sat in the chair while everyone else ate sitting on the floor. Occasionally a guest, who was usually a man, would be invited to sit in this chair during a meal. To sit in the chair meant you were important and in charge. They called the one sitting in the chair the 'chair man.' Today in business, we use the expression or title 'Chairman' or 'Chairman of the Board.'

Ladies wore corsets, which would lace up in the front. A proper and dignified woman, as in 'straight laced' wore a tightly tied lace.

Common entertainment included playing cards. However, there was a tax levied when purchasing playing cards but only applicable to the 'Ace of Spades.' To avoid paying the tax, people would purchase 51 cards instead. Yet, since most games require 52 cards, these people were thought to be stupid or dumb because they weren't 'playing with a full deck.'

Early politicians required feedback from the public to determine what the people considered important. Since there were no telephones, TVs or radios, the politicians sent their assistants to local taverns, pubs, and bars. They were told to 'go sip some Ale and listen to people's conversations and political concerns. Many assistants were dispatched at different times. 'You go sip here' and 'You go sip there.' The two words 'go sip' were eventually combined when referring to the local opinion and, thus we have the term 'gossip.'

At local taverns, pubs, and bars, people drank from pint and quart-sized containers. A bar maid's job was to keep an eye on the customers and keep the drinks coming. She had to pay close attention and remember who was drinking in 'pints' and who was drinking in 'quarts,' hence the phrase 'minding your 'P's and Q's'.

One more: bet you didn't know this! In the heyday of sailing ships, all war ships and many freighters carried iron cannons. Those cannons fired round iron cannon balls. It was necessary to keep a good supply near the cannon. However, how to prevent them from rolling about the deck? The best storage method devised was a square-based pyramid with one ball on top, resting on four resting on nine, which rested on sixteen. Thus, a supply of 30 cannon balls could be stacked in a small area right next to the cannon. There was only one problem....how to prevent the bottom layer from sliding or rolling from under the others. The solution was a metal plate called a 'Monkey' with 16 round indentations. However, if this plate were made of iron, the iron balls would quickly rust to it. The solution to the rusting problem was to make 'Brass Monkeys.' Few landlubbers realize that brass contracts much more and much faster than iron when chilled. Consequently, when the temperature dropped too far, the brass indentations would shrink so much that the iron cannonballs would come right off the monkey; thus, it was quite literally, 'Cold enough to freeze the balls off a brass monkey.' (All this time, you thought that was an improper expression, didn't you.)

More Upcoming T5R Events



<https://www.good-guys.com>

Annual
Goodguys
Del Mar
Fairgrounds
April 1st - 3rd



PLASTIC FANTASTIC XXXIX
All Corvette Car Show
May 15th - Seaport Village
<http://www.ncocc.com/home2.html>



14th Annual Run
to the Hills Car
Show
May 21st
Pine Valley

http://www.freedomcruisin.com/web_pages/2016_14th_Annual_Run_to_the_Hills_05-21-16.pdf

Over the Hill Gang
"Streak 42"
Campland by the Bay
San Diego
May 6th - 8th



<http://www.overthehillgang.com>





The Kitchen Scoop A Couple of Things I Recently Learned

by Ann Goldberg


Did you know:

1. ***You don't have to boil your corned beef and cabbage St. Patrick's Day dinner.*** When I was a little girl, and the '55 yellow/white no post Bel Air was parked in the drive way, all roasts prepared in the kitchen at 19 Coe Avenue were made New England Boiled Dinner-style. Recently, I learned you can steam corned beef. Don't have a steamer, don't worry. Use your pasta pot. Fill the pan with water, being careful not to let it reach the bottom of the basket insert. Line the basket with the large outside leaves of the cabbage. Add your corned beef roast (about 3-1/2 pounds) and steam, with lid on the pot, for about 2-1/2 hours. Cut the head of cabbage into six wedges, fit the wedges, carrots and onions, if you are using them, around the meat and steam for another thirty minutes.
2. ***You can prepare your Easter ham in the slow cooker.*** I will admit, I'm not highly creative when it comes to using my slow cooker. I'm good with the basics: roasts, pulled pork, soups. Didn't think about using it for warming a pre-cooked ham. Just coat the interior with a spritz cooking spray, place the ham, cut side down, in the cooker, add an inch of liquid (water, cola, fruit juice) and cook on low for 3-4 hours until the ham's internal temperature reaches 140 degrees. For a sweeter ham, mix 1/2 cup mustard, 1/2 cup maple syrup and a 1/2 cup brown sugar. Score ham with diagonal 1/4-inch deep cuts at 1" intervals to form a diamond pattern. Spread glaze over the meat. Cook as for an unglazed ham.
3. ***A strawberry is an easy cupcake filling.*** I've never been a big fan of cupcakes — too much frosting/too little cake for my tastes. The fact that they've spent several years of growing popularity doesn't matter to me. However, if you do want to easily "fancy-up" a cupcake, here's a great hint - stuff it with a strawberry. Bake your favorite cupcakes as usual. Cut a quarter-sized hole in the top of each cake being careful to not cut all the way through, leave cake on the bottom. Stuff with a single washed, dried and hulled berry. Top with frosting or whipped topping.





Annette Foote 3/19



Wayne Hartwig 3/20



Judy Ward 3/10



Ava Bishop 3/24



Dave Ward 4/13



Rod & Nancy Hildebrand 3/21



Dave & Judy Ward 4/11



Bob & Liz Brown 4/16

Sorry if I missed your special day please let me know - Ava@Tri-FiveRevolution.com

Classic Friends Business Cards

Classics, Hot Rods & Street Rods by



Steve Spirkoff / Owner
619-561-2913

15855 Dell View Road
El Cajon, CA 92021

Thank you for choosing



Paintless Dent Repair Shop

EDDIE MARTIN
owner/master tech/trainer

5644 Kearny Mesa Road, Ste J
San Diego, CA 92111

619-726-6767
estimate@thedentdevils.com
www.thedentdevils.com

**Don's Classics
& Hotrods**

**AUTHORIZED
DEALER FOR**



MANUFACTURING, INC.

**619-980-1243
619-445-8425**

email: perkinsd@cox.net





ALL STAR GLASS
www.allstarglass.net

MARCI WARD
Office Manager

LE/02 Theresa

POWAY ★ (800) 600-6460 ★ 12570 Poway Road
OR CALL ★ (858) 679-9791 ★
ESCONDIDO ★ (800) 659-9397 ★ 745 North Quince
— EL CAJON ★ (800) 659-9423 ★ 1308 N. Magnolia Ave., #A
OCEANSIDE ★ (800) 733-1351 ★ 1950 Oceanside Blvd., #A
HDQTRS/S.D. ★ (800) 225-4185 ★ SERVING ALL 50 STATES



Anne
LEVIG
REALTOR®

760-518-8875

annelevig@aol.com
www.AnneLevig.com
CA BRE #00679235

Windermere
REAL ESTATE



APL
Fasteners and
Abrasives




Alex Lumpkins (760) 685-8906

Ramona, CA 92065

ECKLER'S Family of Automotive Companies

CHEVY
Classics
CLUB



Nick Parks

Phone (858) 279-4939
Fax (858) 279-5249
nick@gspstore.com

**FOR ALL YOUR
PRINTING NEEDS!**

Shirts - Hats - Embroidery
Signs - Stickers - Magnets
Trade Show Solutions

Tri-5 Revolutionaries Business Cards



Doglovers Obedience
Positive & caring training, puppy socializing


Donna S Rindskopf
Trainer - APDT Member

Cell # 619 573-3856
Home # 760 788-0621

DogloverDR@aol.com

Buy * Sell * Trade

GEIMAN MOTORS
Quality Used Cars




Owner
Tom Geiman
Fax (760) 745-8713
WWW.GEIMANMOTORS.COM

1038 S. Escondido Blvd.
Escondido, CA 92025
(760) 745-4990

ROD HILDEBRAND

**NEPTUNE
SOCIETY**
FD-1352

14066 Hwy. 8 Business / El Cajon, CA 92021 / 661-6400



Contact Us At
club@tri-fiverevolution.com

Happy Easter!

Tri-Five Online

<http://www.tri-fiverevolution.com>

go to the calender, click on the day of the event. (if multiple events fall on the same day, click on the # next to the magnifying glass to see the listing of all events)



Newsletter submissions are due by the 25th of each month.

Send to Ava@Tri-FiveRevolution.com

Classic friends are welcome to send information about your upcoming events.

Revolutionaries please let me know if I missed your special day.

Visit us online at <http://www.tri-fiverevolution.com/newsletter> to upload past newsletters.

Also for you convenience event pics are in past events and the gallery at

<http://www.tri-fiverevolution.com/gallery>

