


# '55 '56 '57



# Revolution



Volume VI Issue 9



May 2014

## Upcoming Events

- 5/9-11 **OTHG Streak 41** - *Campland by the Bay*
- 5/10 Hot Rods 4 Heroes Classics Car Show - *San Diego*
- 5/11 Long Beach Swapmeet
- 5/14 Hamburger Factory Cruise - *Poway*
- 5/15 **T5R Meeting** - *Coco's Poway (Mayer)*
- 5/17 **Run to the Hills** - *Pine Valley*
- 5/18 **Plastic Fantastic XXXVII Corvette Show** - *Seaport Village*
- 5/24 KOC Car Show - *Alpine Community Center*
- 5/26 **San Diego Auto Swap** - *Qualcomm Stadium*
- 5/26 **T5R after Swapmeet Lunch**
- 5/28 Hamburger Factory Cruise - *Poway*
- 5/31 Grape Day Park - *Escondido*
- 6/1 Pomona Swapmeet
- 6/7 In N Out Cruise - *Scripps Poway Parkway*
- 6/8 Long Beach Swapmeet
- 6/19 **T5R Meeting** - *Coco's Poway (Brown)*
- 7/5 In N Out Cruise - *Scripps Poway Parkway*
- 7/11 **5th Annual Collector Car Appreciation Day**
- 7/13 Long Beach Swapmeet
- 7/17 **T5R Meeting** - *Coco's Poway*
- 8/2 In N Out Cruise - *Scripps Poway Parkway*
- 8/3 Long Beach Swapmeet
- 8/7 **T5R Cruise to Big Bear**
- 8/8-10 **Big Bear Lake Fun Run** - *Big Bear, Ca*
- 8/17 **CCSD Picnic by the Bay** - *Seaport Village*
- 8/21 **T5R 6th Anniversary**
- 8/21 **T5R Meeting** - *Coco's Poway*

Red Font is a club attending event

Green Font is a club supported event

Visit our website at: <http://www.tri-fiverevolution.com>

for more information, details and links to their sites.

(if multiple events fall on the same day, click on the # next to the magnifying glass to see the listing of all events)



## Seasonal Weekly/Monthly Events

**Hamburger Factory** - Old Poway Park

April 9 - October 22 - 2nd and 4th Wed. (5:30pm to 7:30pm)

**El Cajon Cruise Nights** - Downtown El Cajon

April 23 - October 29 - every Wednesday (5:30pm to 8:00)

**In-N-Out Burger** - Scripps Poway Parkway

All Year - 1st Sat - 11:00am - 2:00pm

**Cruisin' Grand** - Escondido

April 4 - October 3 - Every Friday - (5:00pm to 9:00pm)

**Back to the 50's Car Show** - Downtown La Mesa

June 19 - August 28 - Every Thursday (5:00pm to 8:00pm)





# BISHOP MODEL T MAKES IT TO RAMONA



Tri- 5 Revolutionaries are the greatest! They spent an entire Sunday helping us clean and paint the inside of my dad's house. Then when we needed to move the Model T from El Cajon to Ramona they came to our rescue again. A great big thank you to all with an extra special hug and kiss to Wayne and Linda for bringing their truck and trailer, we couldn't have done it without all of you. For the first time in its entire life the T finally is out of the weather in a garage. Two down ten to go.

*Bob and Ava*

Side note: Dad's house is finally sold, a week before we were going to list it thanks to our Realtor extraordinaire. Now we can move on to fixing up the Lakeside house to get it on the market. Is everyone up for another painting party?



Thank you so much for keeping us in the loop. Though we are miles apart it feels like we are still directly connected thanks to your monthly newsletters. We apologize for not making any significant contributions to the newsletter recently, but we can today.

After a longer than normal winter, we've had plenty of time to finally update our '57 wagon. The trusty ol' 1958 283 finally gave out. It served us well over the last 10 years. One round trip to Albuquerque, NM, (CCI Convention in 2008), a trip to the NSRA Nationals in Louisville, KY 2011, the NHRA Nostalgia Drags / Car Show in Bowling Green, KY in 2012 (no we didn't race it) and numerous local cruise-ins was all she had until the valve train finally gave out. Luckily it got us back home safely and we never had to hitch a ride on the Rollback.

The decision was made to replace, not repair so we rounded up a fresh 350/290 hp. crate motor from JEGS and did the swap over the winter. We are well pleased with the results and are beginning the break-in process now that the weather is warmer. As we plan our retirement this year, the '57 will certainly provide immense peace-of-mind and plenty of power to spirit us around the country as we "See the USA in our Chevrolet."

We thought you might enjoy a couple of photos.

Thank you again and please do let the membership know we truly miss your companionship, and still keep y'all in mind every time we cruise!

Steve and Audrey Baker  
"twice pipes and taillights"





April 8, 2014

## Update Legacy License Plates

### Approved Applications



Time is running out...The deadline for ordering Legacy License Plates is December 31, 2014 and we must have 7500 orders for each plate in by that time so that the plate can be built and orders delivered.

As you can see from the graphic above we are only 680 orders shy of the 7500 black plate number and the black plate has a good chance of reaching the 7500 threshold. Unfortunately it appears that the blue and yellow plate will not make it. We can however apply for an extension after January 1, 2015 on those plates to allow more time to reach the 7500 threshold.

If you would like to order a black plate and have not done so today is a good day to place your order! Legacy License plates can be ordered for any year model automobile, commercial vehicle, motorcycle, or trailer. The Legacy License Plate Program will not replace the current Year of Manufacture (YOM) license plate program.

The DMV is accepting pre-orders until January 1, 2015. A pre-order form California Legacy License Plate Pre-Order Form (REG 17L) (PDF) is available online on the DMV website. The completed form and \$50 payment must be mailed to the address provided on the form. Payment can only be made by check, money order, or cashier's check made payable to Department of Motor Vehicles. Pre-orders will not be processed at DMV Field offices or Auto Club offices.

Mail payment and Check, Money Order, or Cashier's Check only to:

**Department of Motor Vehicles**

**Legacy License Plates**


**Customer Service/Operations Support, MS H203**

**PO Box 825393**

**Sacramento, CA 94232-5393**

*Submitted by Bob Brown*





Unlike me, my mother was not a collector and hoarder of cookbooks. Most of my mother's recipes came from friends, family members, newspaper clippings, or were taken from "The American Woman's Cook Book," copyright 1941, an engagement present from a childhood friend. These four recipes were Powell family favorites when I was growing up. They were passed on to me; I've passed them on to daughter Christa, now I'm sharing them with you.

Friend:

*Celia Shole's Pineapple Cookies*

1/2 cup shortening	2 cups flour
1 egg	1 teaspoon vanilla
1/4 teaspoon salt	1 teaspoon soda
1 can crushed pineapple, drained	Chopped walnuts
1 cup brown sugar	

Mix all ingredients. Drop by teaspoonfuls onto a greased cookie sheet. Bake for 10-12 minutes in a 400-degree oven.

Family: (From Grandma Mim, Mrs. Ludeman lived down the street on Maple Avenue)

*Mrs. Ludeman's German Pfefferneuse Cookies*  
(These were a enjoyed every Christmas time.)

1 lb. light molasses	1/2 lb. chopped almonds
1 lb. sugar	1 teaspoon baking soda
3-1/2 lb. flour	1 lb. butter
2 eggs	

Let molasses boil up once than take from stove and add, while hot, sugar and butter. Allow to cool. Combine flour and nuts. Mix in molasses mixture. Beat eggs separately before adding. Add soda to 1/4 cup hot water, then add to other ingredients, missing well. Form dough into rolls (as in ice box cookies) and slice very thin. Place on a well greased cookie sheet. Bake 8-10 minutes in a 375-degree oven.





# Elaundra's

More

on

Hydrogen

Peroxide

Wash!

Ever since I started using Hydrogen Peroxide to get rid o...f armpit stains, to clean cookie sheets, as a miracle cleaner in my kitchen and bathroom, and to make my own "oxi clean"...I ALWAYS have at least one bottle of the stuff under my kitchen sink, under my bathroom sink, AND in the laundry room. This stuff is amazingly versatile! But it wasn't until recently, after doing some IN DEPTH research on the subject, that I came to realize what a "miracle substance" hydrogen peroxide really is! It's safe, it's readily available, it's cheap, and best of all, it WORKS! It works for a LOT of stuff! Hydrogen peroxide should really be called oxygen water, since it is basically the same chemical make up as water but with an extra oxygen atom ( $H_2O_2$ ). Because of this it breaks down quickly and harmlessly into oxygen and water.

I have compiled a rather impressive list of uses for 3% hydrogen peroxide that I hope will have you as thrilled and bewildered as I was!

Wash vegetables and fruits with hydrogen peroxide to remove dirt and pesticides. Add 1/4 cup of  $H_2O_2$  to a sink of cold water. After washing, rinse thoroughly with cool water. In the dishwasher, add 2 oz. to your regular detergent for a sanitizing boost. Also, beef up your regular dish soap by adding roughly 2 ounces of 3%  $H_2O_2$  to the bottle. Use hydrogen peroxide as a mouthwash to freshen breath. It kills the bacteria that causes halitosis. Use a 50/50 mixture of hydrogen peroxide and water. Use baking soda and hydrogen peroxide to make a paste for brushing teeth. Helps with early stages of gingivitis as it kills bacteria. Mixed with salt and baking soda, hydrogen peroxide works as a whitening toothpaste. Soak your toothbrush in hydrogen peroxide between uses to keep it clean and prevent the transfer of germs. This is particularly helpful when you or someone in your family has a cold or the flu. Clean your cutting board and countertop. Let everything bubble for a few minutes, then scrub and rinse clean. (I've been using it for this a LOT lately!) Wipe out your refrigerator and dishwasher. Because it's non-toxic, it's great for cleaning places that store food and dishes. Clean your sponges. Soak them for 10 minutes in a 50/50 mixture of hydrogen peroxide and warm water in a shallow dish. Rinse the sponges thoroughly afterward. Remove baked-on crud from pots and pans. Combine hydrogen peroxide with enough baking soda to make a paste, then rub onto the dirty pan and let it sit for a while. Come back later with a scrubby sponge and some warm water, and the baked-on stains will lift right off. Whiten bathtub grout. First dry the tub thoroughly, then spray it liberally with hydrogen peroxide. Let it sit — it may bubble slightly — for a little while, then come back and scrub the grout with an old toothbrush. You may have to repeat the process a few times. Clean the toilet bowl. Pour half a cup of hydrogen peroxide into the toilet bowl, let stand for 20 minutes, then scrub clean. Remove stains from clothing, curtains, and tablecloths. Hydrogen peroxide can be used as a pre-treater for stains — just soak the stain for a little while in 3% hydrogen peroxide before tossing into the laundry. You can also add a cup of peroxide to a regular load of whites to boost brightness. It's a green alternative to bleach, and works just as well. Brighten dingy floors. Combine half a cup of hydrogen peroxide with one gallon of hot water, then go to town on your flooring. Because it's so mild, it's safe for any floor type, and there's no need to rinse. Clean kids' toys and play areas. Hydrogen peroxide is a safe cleaner to use around kids, or anyone with respiratory problems, because it's not a lung irritant. Spray toys, toy boxes, doorknobs, and anything else your kids touch on a regular basis. Help out your plants. To ward off fungus, add a little hydrogen peroxide to your spray bottle the next time you're spritzing plants. Add natural highlights to your hair. Dilute the hydrogen peroxide so the solution is 50% peroxide and 50% water. Spray the solution on wet hair to create subtle, natural highlights. According to alternative therapy practitioners, adding half a bottle of hydrogen peroxide to a warm bath can help detoxify the body. Some are skeptical of this claim, but a bath is always a nice way to relax and the addition of hydrogen peroxide will leave you — and the tub — squeaky clean! Spray a solution of 1/2 cup water and 1 tablespoon of hydrogen peroxide on leftover salad, drain, cover and refrigerate. This will prevent wilting and better preserve your salad. Sanitize your kids' lunch boxes/bags. Dab hydrogen peroxide on pimples or acne to help clear skin. Hydrogen peroxide helps to sprout seeds for new plantings. Use a 3% hydrogen peroxide solution once a day and spritz the seed every time you re-moisten. You can also use a mixture of 1 part hydrogen peroxide to 32 parts water to improve your plants' root system. Remove yellowing from lace curtains or tablecloths. Fill a sink with cold water and a 2 cups of 3% hydrogen peroxide. Soak for at least an hour, rinse in cold water and air dry. Use it to remove car wax. Use a solution of 3% with olive or almond oil. Add a couple drops of oil first then  $H_2O_2$ . After a few minutes, tilt head to remove solution and wax. Helps with foot fungus. Spray a 50/50 mixture of hydrogen peroxide and water on them (especially the toes) every night and let dry. Or try soaking your feet in a peroxide solution to help soften calluses and corns, and disinfect minor cuts. Spray down the shower with hydrogen peroxide to kill bacteria and viruses. Use 1 pint of 3% hydrogen peroxide to a gallon of water to clean humidifiers and steamers. Wash shower curtains with hydrogen peroxide to remove mildew and soap scum. Place curtains in machine with a bath towel and your regular detergent. Add 1 cup full strength 3% hydrogen peroxide to the rinse cycle. Use for towels that have become musty smelling. 1/2 cup Peroxide and 1/2 cup vinegar let stand for 15 minutes wash as normal. Gets rid of the smell. Use hydrogen peroxide to control fungi present in aquariums. Don't worry, it won't hurt your fish. Use sparingly for this purpose. De-skunking solution. Combine 1 quart 3%  $H_2O_2$ , 1/4 cup baking soda, 1 teaspoon Dawn dish detergent, 2 quarts warm water.





# T5R UPCOMING MEETINGS, PARTYS, CRUISES



## In-N-Out Burger Cruise

Sat. May 3rd

11:00am - 2pm

Scripps Poway Parkway



## Next T5R

### Get Together

Thursday - May 15th

Coco's in Poway

<http://www.cocosbakery.com/>

[locations.php?state=ca#](http://www.cocosbakery.com/locations.php?state=ca#)

arrive around 6:00pm for dinner  
6:30 to 7:00 meeting



## OTHG Streak 40

May 9-11, 2014

Campland by the Bay - Mission Bay

[http://www.overthehillgang.com/streak](http://www.overthehillgang.com/streak/streak.htm)

[k/streak.htm](http://www.overthehillgang.com/streak/streak.htm)



## San Diego Cool Expo

Monday - May 26th

Qualcomm Stadium - 7am to 2pm

<http://www.sandiegoautoswap.com/>

T5R Lunch at Islands after for anyone who  
is interested around 11:00amish



## 12th Annual Run to the Hills

Sat. May 17th - Pine Valley

[http://www.socalcarculture.com/Images/05](http://www.socalcarculture.com/Images/051714RuntotheHills.pdf)

[1714RuntotheHills.pdf](http://www.socalcarculture.com/Images/051714RuntotheHills.pdf)



## Plastic Fantastic XXXVI

Sunday May 18th - Seaport Village

(Corvettes only show)

<http://www.ncocc.com/home2.html>



## Big Bear Fun Run

August 8th - 10th

T5R Caravan leaving on August 7th

<http://www.antiquecarclub.org/>

## CCSD

### Picnic by the Bay

August 17th - Seaport Village

[http://clubs.hemmings.com/classic](http://clubs.hemmings.com/classicchevyssd/?club=classicchevyssd)

[hevyssd/?club=classicchevyssd](http://clubs.hemmings.com/classicchevyssd/?club=classicchevyssd)



Go to [www.Tri-FiveRevolution.com](http://www.Tri-FiveRevolution.com) for more details

# Free to a good home



Good news and bad news on this farm-fresh find :) *submitted by Steve Baker*

## T5 Revolutionaries Business Cards

Buy \* Sell \* Trade

**GEIMAN MOTORS**  
Quality Used Cars

Owner  
Tom Geiman  
Fax (760) 745-8713  
WWW.GEIMANMOTORS.COM

1038 S. Escondido Blvd.  
Escondido, CA 92025  
(760) 745-4990

ROD HILDEBRAND

**NEPTUNE  
SOCIETY**  
**FD-1352**

14065 Hwy. 8 Business / El Cajon, CA 92021 / 661-6400

*Premium Car Care Products*  
**Sandy Mayer**  
Dealer

**Sting Ray Detailing Supplies**  
634 Calle Ladera  
Escondido, CA 92025

Phone: 760-715-0756  
ssmayer@cox.net

**Doglovers Obedience**  
Positive & caring training, puppy socializing

**Donna S Rindskopf**  
Trainer - APDT Member

Cell # 619 573-3856  
Home # 760 788-0621

DogloverDR@aol.com





# Classic Friends Business Cards



*Anne*  
LEVIG  
REALTOR®

760-518-8875  
annelevig@aol.com  
www.AnneLevig.com  
CA BRE #00679235

Windermere  
REAL ESTATE

submitted by Bob, Ava, Mike & Pat

Classics, Hot Rods & Street Rods by




Steve Spirkoff / Owner  
619-561-2913

15855 Dell View Road  
El Cajon, CA 92021

**Don's Classics & Hotrods**

**AUTHORIZED DEALER FOR**

**619-980-1243**  
**619-445-8425**  
**email: perkinsd@cox.net**





**ALL STAR GLASS**  
www.allstarglass.net

ask for LeRoy at the El Cajon Shop

POWAY ★ (800) 600-6460 ★ 12570 Poway Road  
OR CALL ★ (858) 679-9791 ★  
ESCONDIDO ★ (800) 659-9397 ★ 745 North Quince  
--> EL CAJON ★ (800) 659-9423 ★ 1308 N. Magnolia Ave., #A  
OCEANSIDE ★ (800) 733-1351 ★ 1950 Oceanside Blvd., #A  
HDQTRS/S.D. ★ (800) 225-4185 ★ SERVING ALL 50 STATES

submitted by Ron Foote




**GREAT HOUSE**  
**SCREEN-PRINTING**


**Nick Parks**  
Phone (858) 279-4939  
Fax (858) 279-5249  
nick@gspstore.com

FOR ALL YOUR PRINTING NEEDS!

Shirts - Hats - Embroidery  
Signs - Stickers - Magnets  
Trade Show Solutions



APL  
Fasteners and  
Abrasives



Alex Lumpkins (760) 685-8906  
Ramona, CA 92065

submitted by Bob Bishop

**ECKLER'S**  
**CHEVY Classics CLUB**

www.classicchevy.com



All members and Classic friends  
are welcome to submit a business card.





# Contact Us At

[club@tri-fiverevolution.com](mailto:club@tri-fiverevolution.com)




**Newsletter**

**Newsletter submissions  
due by the  
25th of each month  
Send articles to  
Ava Bishop at  
[ava@tri-fiverevolution.com](mailto:ava@tri-fiverevolution.com)**



# Tri-Five Online



[www.Tri-FiveRevolution.com](http://www.Tri-FiveRevolution.com)

Check out our calendar for upcoming events, status reports or to see pictures of events attended.

Go to the day of the past event. Click on the # next to the magnifying glass to see all the pics from that event.

**Happy Birthday**



*Tom Geiman 5/22*

Please let me know if I missed your special day, Ava

