




'65 '56 '52



Revolution Review



November 2009

Volume II Issue 3

STREET-LEGAL-DRIVEN-PROJECT

Most of you I'm sure have heard about "the project that shall not be mentioned", but you probably don't know how that came about. One evening Bob came home and told me about a young friend we knew who had to sell his '56 project. I of course immediately said we didn't need another car let alone another project with 5 already in the works. Well he said he just couldn't pass up the price and had already told him he would buy it. Long story short we've had a '56 Belair covered on our street for 2 years and I've finally cooled off. Bob has been gradually swapmeeting and ebaying parts for it to turn it into the street legal race car of his dreams. He still keeps it on the street and covered as to not pour salt into my wound, and when he talks about it, it's always "the project that shall not be mentioned". Although you know it's finally starting to grow on me and once it has paint and upholstery I might even let him park it in the driveway.

Ava




My '56 project plans call for Steve Spirkoff to do the wheel tubs to cover 14" wide Mickey Thompson's and new trunk floor sheet metal which will house a 20 gallon aluminum fuel cell. The engine will be equipped with fenderwell headers, an Edelebrock air gap manifold, finned aluminum valve covers and air cleaner. The interior will have twin race bucket seats, vintage Stewart Warner green line gauges, 8 point roll cage, Simpson 5 point harnesses, B & M Mega shifter and a neat old Grant 2 spoke steering wheel with just the right amount of patina on the chrome.

Bob



Mike's Musings

Well we have finally come up with a location and tentative date for the "RR" (Revolution Rendezvous). The location is beautiful downtown Temecula and the dates are the 23rd and 24th of April, 2010. Pat and I will be going by Temecula soon, so by December we should have the Hotel picked out and we will check out the Cheese Factory while we are there and see if we can work that in also. There are lots of places to eat and lots of shopping within walking distance, so it should be fun. Mark your calendars now; you don't want to miss all the fun!



If all goes well, in the planning department, we will be going to Flagstaff this week to check out the site of next year's Western National Convention. We are going to spend the night at the Hotel and check out the town, it's been some time since we have spent any time in Flagstaff. Hopefully we will have time to spend with Dean Echols who is with the group we will be working with for the Convention. I'll keep you posted on our progress. In the mean time, please take every opportunity to let people know of the upcoming Convention planned for next year. The better numbers we have the more support we can expect from CCI. It has been confirmed that Joe and some helpers well be going to Nashville in July, so I'm sure they will do the same for us in Flagstaff.

Be Safe,

Mike Harvey

Chevy Classic Western Nationals

Back again September 27 - October 2, 2010

Classic Chevy Western Nationals


Flagstaff, Arizona

Host Hotel: Radisson Woodlands Hotel

Come join us for a bunch of fun !!

- ▶ Ride the Grand Canyon Railway
- ▶ Car display & lunch at the Snowbowl Ski Area
- ▶ Tours to Sedona, Walnut Canyon and more
- ▶ 1,000 point judging
- ▶ Ladies luncheon
- ▶ And much, much more

For more info contact: Dean Echols (928) 710-4325
classic56@cableone.net




Gaskets

How you can tell if a head gasket is leaking or has failed

by Ron Foote

The first symptoms of a head gasket that is failing are usually a slow loss of coolant with no visible leaks, engine overheating and/or a check engine light with a cylinder misfire code. The OBDII system should detect any misfires that occur due to loss of compression or spark plug fouled by coolant seeping into combustion chamber. The spark plug for that cylinder should be checked for coolant fouling. A compression or leak down test done to see if the cylinder is losing compression. The parts to replace a head gasket include not only the head gasket, but also all the other gaskets that have to be replaced to disassemble the top of the engine. This include intake & Exhaust manifold gaskets, plus new cylinder head bolts if the application is a late model engine with the non-reusable torque-to-yield head bolts. Additional parts should be replaced at this time. Timing belts, water pump, spark plugs, wires, filters, coolant, and oxygen sensors that may have been fouled by the antifreeze. Torque-to-yield (TTY) head bolts on late model engines are designed to be used just one time because they stretch permanently once they are torqued down. If reused stretching them even further increases the risk of breaking. If your engine has conventional head bolts, it's ok to reuse them, provided they are in good condition and not stretched. Just clean them lightly oil them and reuse.



Claudias Corner

EVERYDAY LIVING TIPS

Pureed cottage cheese can stand in for mayonnaise in a recipe. You can even try it on your sandwich, if you're up for an adventure. Cottage cheese has fewer calories, less fat and more protein than mayo.

Sew through a piece of fine sandpaper to sharpen a needle. You can also use it to sharpen scissors.

Butter wrappers are terrific pan greasers. Save your wrappers in a plastic baggie in the freezer and they will always be on hand, ready to use almost as soon as they come out of the freezer.

Make your own reusable fabric softener. Fill a spray bottle with fabric softener and use an old washcloth as your fabric softener sheet. Use by dampening the washcloth with fabric softener and adding it to the clothes in the dryer. Its reusable indefinitely. If it feels too gummed up, just toss it in the next load of your laundry.

Place a piece of clear tape over the labels of prescriptions as soon as you get them and verify all information. This will protect the dosing and medication name if the label gets wet or just handled too much.

If you need to tighten up the screw on a drawer pull or knob, paint it with clear nail polish first. Quickly insert it back in and screw tightly. It will hold in the wood better.

Copy and disperse historical photos, documents and records so that if something happens to the originals, at least someone will have copies.

Goldberg Message & Kitchen Kreations

Harvey and I enjoyed the companionship of other Revolutionaries, some great looking cars and a really yummy supper in October, all in conjunction with the next-to-the-last Wednesday night cruise of the year sponsored by Poway's Chicken Pie Diner.

Pat and Mike came away Best-of-Show winners -- Congratulations! And we enjoyed helping Nancy and Tom sample their raffle winnings - a box of chocolate covered macadamia nuts that were sinfully tasty. (Thanks for sharing!)

I came away with a yen for more of the corn pudding that was part of by chicken pie dinner and the pumpkin pudding tart dessert I was too full to order. I found these recipes on the internet. I haven't had an opportunity to try them, but all three read well and I thought it would be fun to share these seasonal dishes with the group.

Enjoy, Ann



CORN BREAD PUDDING

1 (17 oz.) can whole kernel corn
 1 (17 oz.) can cream style corn
 1 stick butter, melted and cooled
 1 (8 oz.) pkg. sour cream
 2 eggs, beaten
 1 pkg. Jiffy corn muffin mix
 Beat eggs. Add melted, cooled butter, add sour cream, corn, and Jiffy mix. Put into 2 1/2 quart casserole. Bake about 1 hour at 350 degrees.

LOW - CAL SUGAR FREE PUMPKIN PUDDING

1 lg. pkg. sugar-free vanilla pudding, prepared
 Sweetener to taste (usually 6 pkgs.)
 2 c. pumpkin
 3/4 tsp. pumpkin pie spice
 Combine and let chill overnight.



THE BEST PUMPKIN PUDDING

1 cup pumpkin (canned)
 2/3 milk
 1 package vanilla instant pudding
 1 teaspoon nutmeg
 1 tablespoon cinnamon
 2 cups Cool Whip
 graham crackers (to crumble on top)
 Combine pumpkin, milk, vanilla, and instant pudding together in a bowl.
 Add the nutmeg, cinnamon, and fold in the Cool Whip.
 Sprinkle the crumbled graham crackers on top.
 Serves 6.

Upcoming Events

- 11/1 Daylight Savings Time - Fall Back
- 11/5-8 Express Run 11 - Laughlin, Nevada
- 11/8 Long Beach Swapmeet & Car Show
- 11/11 Veteran's Day
- 11/15 **T5R Get Together/Tech Day - Bishops home (Lakeside)** (Sun)
- 11/22 SD Auto Swapmeet
- 11/26 Thanksgiving
- 11/29 Long Beach Swapmeet & Car Show
- 12/5 MCRD Car Show
- 12/6 Pomona Swap Meet
- 12/13 Long Beach Swapmeet & Car Show
- 12/13 Street Masters Christmas Cruise - Torrey Pines
- 12/13 **T5R Get Together/Christmas Party - Rindskopfs home (Ramona)** (Sun)
- 12/25 Christmas

2010

- 1/1 **New Years Day Cruise - Bishop**
- 1/9 Vista Burger Run
- 1/10 Long Beach Swapmeet
- 1/10 6th Annual Motor Classic - La Jolla Cove
- 1/15-18 **Quartzite/Cibola Trip - Bishop**
- 1/16 **Cibola T5R Bar-B-Que - Bishop**
- 1/17 Pomona Swapmeet
- 1/31 Long Beach Swapmeet
- 2/6 **7th Annual CARE Show - SJ Capistrano - Goldberg/Bishop**
- 2/13 Dr George Car Show - Palm Desert
- 2/14 Long Beach Swapmeet
- 2/26-28 **44th Annual Big 3 Swapmeet - Bishop**
- 3/4-7 **Midnight at the Oasis - Yuma - Everyone**
- 3/7 Pomona Swap Meet
- 3/14 Long Beach Swapmeet
- 4/11 Long Beach Swapmeet
- 4/23-24 **Revolution Rendezvous - Harvey**
- 9/27-10/2 **CCI Western National Convention - Flagstaff - Everyone**

Red Font is a club event

Visit our website at: <http://www.tri-fiverevolution.com> for more information, details and links to their sites.

(if multiple events fall on the same day, click on the # next to the magnifying glass to see the listing of all events)



Tri-Five Revolution Upcoming Meetings/Partys/Cruises & Events



T5R Tech Day/Get Together

Sunday, November 15th - Noon

The Bishops home in Lakeside

We will be working on the

Goldbergs horn button.

Please RSVP if attending

Lunch will be served

Mark
Your
Calendar



T5R

Christmas Party

Sunday, December 13th - 2pm

at the Rindskopfs

home in Ramona


more details to follow

T5R New Years Day Cruise

The plans so far are to take a leisury back country cruise (Bob's stomping ground), take a few photos, then a late lunch.

More details to follow.

Contact Bob and Ava with ideas or questions



T5R Quartzite/Cibola Bar-B-Que

We will be in Cibola from January 15th -18th.

Shopping trips to Quartzite on the 16th & 17th.

Tri-Tip Bar-B-Que in Cibola on the 16th.

You are welcome to bring your own RV for dry camping at the place, or you can find a number of reasonable

Hotels in Blythe (30 min. drive to Cibola or Quartzite)

If you would like to join us please contact Bob and Ava

SAN JUAN CAPISTRANO

2010 CARE SHOW

FEBRUARY 6TH - 8AM TO 2PM

WWW.CAPOANIMALRESCUE.COM

Capistrano
CARE
Animal Rescue Effort



Big 3 Auto Parts Exchange

February 26th - 28th

Pot Luck Lunch on the 27th

<http://www.big3partsexchange.com/>



Midnight at the Oasis

March 5 - 7, 2010

Some members are planning to leave the 4th

<http://www.midnightattheoasis.net/>

**TRI-FIVE
REVOLUTION**

October Meeting Highlights

Thank you Harvey and Ann for hosting the October Meeting. The Goldbergs always put on a great party, sorry for those who missed it.


Revolution Rendezvous, Lots going on so we will be postponing this until sometime the Spring.

Flagstaff 2010

We will be Co hosting the Convention with the Chevy Club in Flagstaff on September 27th - October 2nd. Things moving quickly and smoothly thanks to Dean Echols. Host hotel will be the Radisson Woodlands on Route 66, \$99 a night. Everyone spread the word. Any questions, contact Mike Harvey.


We discussed getting logo patches made, at this time not enough members to make up for the numbers we would have to purchase.

Next meeting will be a tech help day at the Bishops. Date changed to Sunday, November 15 (noon), so more members can attend.



Buy * Sell * Trade

GEIMAN MOTORS
Quality Used Cars



Owner
Tom Geiman
Fax (760) 745-8713
WWW.GEIMANMOTORS.COM

1038 S. Escondido Blvd.
Escondido, CA 92025
(760) 745-4990

Adam's
Premium Car Care Products

Sandy Mayer
Dealer

Sting Ray Detailing Supplies
634 Calle Ladera
Escondido, CA 92025

Phone: 760-715-0756
ssmayer@cox.net

Don's Classics & Hotrods

AUTHORIZED DEALER FOR

619-980-1243
619-445-8425
email: perkinsd@cox.net



Guide Dogs
FOR THE BLIND

<http://www.guidedogs.com>

ECKLER'S
CHEVY Classics
CLUB

www.classicchevy.com

All members and Classic friends are welcome to submit a business card


Newsletter




Newsletter submissions
due by the
25th of each month
Send articles to
Ava Bishop at
ava@tri-fiverevolution.com

Contact Us At

club@tri-fiverevolution.com



Tri-Five Online



www.Tri-FiveRevolution.com

Happy Anniversary



Annette & Ron Foote
11/7



Sue & Steve Higuera
11/3



Audrey & Steve Baker
11/28


November Birthdays



Danny Gayhart 11/4



Ann Goldberg 11/10



Mike Harvey 11/22



Ron Foote 11/20



Lynn Mayer 11/19



Happy Thanksgiving

