

Revolution Review

Volume XII
Issue 1

September 2019



Upcoming Events Cruises & Holidays

9/2 **Labor Day**

9/2(Mon.) Moto Swap & Shop Show - *SDCCU Stadium*

9/2 T5R After Swapmeet Lunch - *Islands at 11am*

9/7 7th Annual Ramona Rod Roundup - *Ramona*

9/7 In-N-Out - *Scripps Poway Parkway*

9/7 10th North Park Historical Society Car Show - *San Diego*

9/8 Long Beach Swapmeet

9/15 CCSD Picnic by the Bay - *Embarcadero North*

9/19 T5R Meeting - *Hamburger Factory, Poway (Rindskopf)*

9/20 **Happy Birthday Tri-Five Revolution**

9/28 27th Annual Classic Car Show - *Chula Vista*

9/28 Classic Car Craze at the Corn Maze - *Temecula*

9/29 T5R Swift Boat Tour (*Sign up with Bob Brown*)

TBD Sept or Oct T5R Birthday Party - *at the Corriea's*

10/4-6 Fall Colors Car Show - *Bishop, Ca*

10/5 In-N-Out - *Scripps Poway Parkway*

10/6 Autofest - *Main Street Ramona*

10/6 Long Beach Swapmeet

10/13 Pomona Swapmeet


10/13 Cops & Rodders Fall Pow Wow - *Embarcadero Park North*

10/17 T5R Meeting - *Hamburger Factory, Poway (Hartwig)*

10/19 Bakersfield Car Show - *Bakersfield* (no online info)

10/20 Best Damn Car Show in Town - *Pal Joey/San Diego*

10/31 **Halloween**



11/2 In-N-Out - Scripps Poway Parkway
 11/3 **Daylight Savings time (Fall Back)**
 11/10 Long Beach Swapmeet
 11/11 **Veterans Day**
 11/21 T5R Meeting - Hamburger Factory, Poway (Hildebrand)
 11/28 **Thanksgiving**
 12/1 Long Beach Swapmeet
 12/7 In-N-Out - Scripps Poway Parkway
 12/8 Pomona Swapmeet
 12/8 32nd Annual Street Masters Christmas Cruise for the Kids - San Diego
NO MEETINGS IN DECEMBER
 TBD T5R Christmas Party
 12/25 **Christmas Day**
 12/31 **New Years Eve**

2020

1/1 New Years Day Cruise TBD
 1/16 T5R Meeting - Hamburger Factory, Poway (Keller)
 2/20 T5R Meeting - Hamburger Factory, Poway (Ward)
 3/5 Cruise to MATO - meeting at Albertsons parking lot in Alpine
 3/6 - 8 Midnight at the Oasis - Yuma, Az
 3/19 T5R Meeting - Hamburger Factory, Poway (Harvey)
 4/30 Cruise to Bakersfield
 5/1 - 5/3 American Tri-Five Western Invasion -Bakersfield/Famoso Raceway

Red Font is an all club attending event.

Green Font is a club member
submitted event.

For site links, information, details
& event flyers visit our website at:
<http://www.tri-fiverevolution.com>



Let Ava know if we missed your event at: Ava@Tri-FiveRevolution.com



Sunday, August 25th was the celebration of life car cruise in honor of JD Stevens. The local car culture community, friends and family met in Ramona to remember JD and his passion for classic cars and the fellowship with others who appreciated cars.

As people arrived for the cruise, Dana greeted everyone with fresh donuts. As a retired police detective, JD acquired a fondness for this delicate pastry. She also displayed some great photos of JD that were taken over the years with the pristine 56 Chevy Nomad that JD and Dana built. Around 25 classics and some newer “door bangers” made up the cruise.



Dana led the cruise in their Nomad from Ramona on a 65 mile drive through the backcountry of east county via Julian, Cuyamaca, Descanso, Alpine and ending in Flinn Springs. One of JD and Dana’s favorite activities was driving their classic along this route and others around San Diego county.



When the cruise members arrived in Flinn Springs, they were treated to a BBQ buffet lunch at Grand Ole BBQ. Being that JD grew up in Texas and was exposed to the Texas staple of BBQ at an early age, it was one of his favorite foods.

More friends and family joined the cruise members for lunch at the restaurant. Although the noontime temperature was hot and the sun was bright the food and drinks hit the spot.

JD was a great friend to me for almost 20 years and I miss his friendship daily as well as his traditional handshake greeting "Joseph". He will be greatly missed, but always remembered.




A big "Thank You" to others that helped Dana make the cruise come together: Audrey and Steve Baker, my wife Donna, Ava Bishop for the photos and Mike Harvey for route traffic control.

Thank you to everyone that joined us in celebrating the life of JD Stevens.

Rest in peace my brother!

Joe Keller



To see more pics go to: <http://www.tri-fiverevolution.com/calendar/2019/August/25>



All Tri-Five Chevy Event at Famoso Raceway

Good Evening Tri Fivers!! Here is the latest update on the All Tri-Five Chevy event I told our club about at the last meeting. My East friend is keep me in touch with the latest updates. Tom and I would like to attend, is anyone else interested. We may want to block some rooms. Send me your thoughts. Nancy

The American Tri-Five Association is proud to announce the DoubleTree by Hilton as our HOST Hotel for the 2020 Western Invasion, Presented by Danchuk. Rooms are filling up, so call today to reserve a room (661) 323-7111. Use Promo Code: "American Tri-Five" when you call. Negotiated rate is \$119/night. The hotel has just been completely remodeled and will be the main evening hang-out for this new ATFA event! Hope to see you in sunny California May 1-2 for the ALL Tri-Five Chevy event at famous Famoso Raceway. Register today!

Nancy Geiman

<https://www.americantrifive.com/western-invasion.html>

JOIN US! 1955-1956-1957 Chevy ONLY
AMERICAN TRI-FIVE ASSOCIATION'S
WESTERN INVASION
PRESENTED BY DANCHUK
55-56-57 CHEVY CAR SHOW, DRAG RACING, VENDORS, SWAP MEET & MORE!!!

May 1-2 2020

LARGEST 55-56-57 CHEVY CAR SHOW ON THE WEST COAST!

Autoclub Famoso Raceway
★★★ Bakersfield, CA. ★★★
AMERICANTRIFIVE.COM 855.567.1957

Tri-Five Revolutionaries will be staying at the host hotel Doubletree by Hilton (661) 323-7111 code American Tri-Five Caravan leaving Thursday, April 30th (check in) to Sunday May 2nd (check out)



The Hartwig's & Hildebrand's Excellent Adventure (Part 1)

Submitted by Wayne & Linda



August 1: August first was the first day of our vacation heading to Great Falls, Montana for the 50th reunion of Simms High School Class of 1969. We left home around 9 am heading for Las Vegas. We met Rod & Nancy Hildebrand at the Park & Ride at I-15 and Hwy 76 at 10 am and started north. As we were going through Temecula, the service engine light on our truck came on, but there were no ill effects on the way the truck ran, so we kept going. We stopped at the bottom of Cajon Pass for a break and I checked the light. The code P2599 reflected a turbo solenoid issue. Really? What the heck is that? With no way to deal with it, I just cancelled the code and we moved on. As we were passing the Roy Rogers exit in Victorville, the left rear trailer tire blew, causing some major damage to the bottom panel of the left slide. We were only one mile from America's Tire, so we put on the spare and went to acquire five new trailer tires. Three hours later, we were back on the road to Vegas and while climbing Baker grade, the engine light came on again, same code, but we just continued on to the Oasis RV Park in Vegas, arriving around 8 pm. We setup our trailers and called it a day.



August 2: The next day, we decided to take the truck to the local GMC dealer to see if they could take care of the engine light issue, but the truck would not start as the batteries were dead. I guess they didn't like those 107-degree temperatures from the day before. After jump-starting the truck, we took it to the GMC dealer. While they were working on the truck, we went to see Vegas. We had breakfast at Denny's, saw the new stadium being built for the Oakland Raiders football team, then headed to the Venetian Casino where we rode the Gondola boats and did some shopping. Then we went to the Paris Casino and rode the elevator 460 feet up to top of the Eiffel tower to see the fabulous views from there. After all that, we went back to pickup the truck from the dealer. They installed two new batteries, and a new air filter, claiming that was the problem. It wasn't. We had dinner at Cracker Barrel before turning in.





August 3: On day three, we traveled from Vegas to Ely, Nevada. It was a nice day and a nice drive despite temperatures in the high 90's and the engine light coming on going up steep grades. We arrived at the Ely Koa around 3 pm and Rod said he was hearing a lot of clunking when he stopped and started. A check of the fifth wheel hitch revealed that the forward two bolts had come loose and the nuts were on the floor of the bed. Apparently, the installer forgot to tighten those two bolts. After setting up camp,

we cruised the town and had pizza at a local restaurant.



August 4: In the morning, we toured the charcoal kilns, the abandoned Ward silver mine, the remains of the town of Ward, and the Ward cemetery. In the afternoon we visited the Ely railroad museum and saw the ghost

train, which is still in operation.

August 5: Day 5 was spent driving from Ely to Arco, Idaho. It was uneventful, but our longest one-day journey of 360 miles. We arrived around 4 pm and cruised the town, which didn't take much time. Yeah, it's a small town! Arco is best known as the first town to have electricity supplied by atomic power.

August 6: We started the day with breakfast at Pickles, the only place in town serving breakfast. Then we visited Craters of the Moon National Monument, which was an all day event. The views were awesome and it really does look like another planet. If you haven't seen it, you may want to put in on your bucket list.



August 7: It was a short drive from Arco to Dillon, Montana where we set up in the RV Park, had lunch at Dairy Queen, then went to see the Bannack Ghost town and cemetery. Bannock was a gold town in 1862 and gold was shipped from there to Virginia City. Bannock was also the first territorial capitol of Montana. Henry Plummer was the sheriff who was supposed to protect the town, but he was also responsible for stealing gold shipments. When the townsfolk discovered what he was doing, they hung him. The town is now owned by the state and there a lot of the original buildings still standing and in various stages of being restored. It is not commercialized at all and well worth the trip.



August 8: From Dillon we were off to Great Falls, staying at Dick's RV Park for the next week. After checking in, we took off to see parts of town and had dinner at the Half-Time Sports Bar with my two brothers, Russell and Terry.

August 9: In the morning, we went to City Chevrolet looking to get someone to look at Rod's truck because it appeared to be using way too much Diesel Exhaust Fluid (DEF), but we weren't successful. They were too busy to even look at it. Same story at GMC, so we just forgot about trying to get anything fixed. In the afternoon, Linda and I went to Fort Shaw, my



elementary school and location of the Friday night pizza party for the 50th high school reunion for the class of 1969. We took a bus tour of the Sun River Valley, describing the history of the valley and the fort. At 6 pm, we attended the pizza party and reconnected with about half of my classmates. Who are all of these old people?

August 10: We stopped by the farm where I grew up. The old house and garage were still there, but there were several other buildings there too, along with a lot of old and shabby looking farm equipment. From there we went to the Sun River Valley Days festival and rode the float for Simms class of 69 in the parade. We walked the halls of the old high school noting how well maintained it was, just like when I went to school there. At 6 pm, we attended the reunion dinner and prom at Fort Shaw, where I connected with more old classmates. We danced the night away, well until 9 pm when everything abruptly ended. Those old people just couldn't keep up with us.



August 11: Oh joy! Today is laundry day in Great Falls. After laundry, we toured the falls and Ryan dam. Then we covered some more of the more interesting places around Great Falls.

August 12: We left early and stopped in the little town of Cascade at the cemetery where my dad and stepmom are laid to rest. Then to a local café for breakfast and then cruised back toward Helena to the Gates of the Mountains, which is a boat tour on the Missouri river. This is part of where Lewis & Clark came through and as we cruised up the river, the mountains appeared to be gates that open and close as you go through, hence the name. It was way cool!



August 13: We decided to make the drive to Glacier National Park. It was 200 miles each way, but the views were so very much worth it. The weather was perfect and the beauty of the park just never ended. There was one problem though. As we were passing through the narrowest part of Going to the Sun Highway, a truck coming the other way crossed over the line. Despite my efforts to move further right, the truck's mirror clipped our driver side mirror, shattering it into many small pieces. Traffic was extremely heavy and he kept going without stopping. Oh well, just more money to get that fixed.



August 14: We spent the day in Great Falls finding parts to fix the broken mirror and getting the trucks washed to get rid of the huge bug collection from the last two days of travel. The rest of the day was spent with one of my stepbrothers and my two brothers. It was then time to move on from Great Falls.

To be continued...



Tri-5 Upcoming Shows, Cruises, Partys & Events



**T5R Meeting
Hamburger
Factory
in Poway
5:30pm**



**In N Out Cruise
Scripps Poway
Parkway 11am**

September 7
October 5
November 2
December 7

2019

September 19 (Rindskopf)
October 17 (Hartwig)
November 21 (Hildebrand)
NO MEETINGS IN DECEMBER

Moto Swap - Shop & Car Show

September 2nd - SDCCU Stadium
<http://www.carshowcalifornia.com/>



CCSD Picnic by the Bay

September 15

Embarcadero Marine Park North
for more information go to:

https://www.facebook.com/events/1127648610753208/?active_tab=discussion



Kitchen Scoop on Balsamic Vinegar

When I was young, and our Tri-5's were new there were only two types of vinegar in my mother's cupboard on Coe Avenue, both bottled by Heinz and in clear glass bottles — apple cider and white. These days there are whole shops centered on designer vinegars, and olive oils, too. Last year I treated myself to bottles of

honey ginger white balsamic vinegar and lemon infused olive oil that, combined, made a delightful, light vinaigrette dressing for salads. That got me remembering when balsamic vinegar was the go-to ingredient, the item featured on many magazine covers. I hadn't used it in years, but remembered it as wonderful. My memory was right. This dark, concentrated Italian vinegar with an intense flavor, is delicious. Its claim to fame? Balsamic vinegar is made wholly or partially from grape must — freshly crushed grape juice pressed with stems, skins and seeds.

Balsamic vinegar is incredibly versatile. Besides salads, it can be used in chicken, pork, lamb, salmon and risotto recipes, or included in fruit desserts accompanying strawberries and blueberries, as well as salads. I'm hoping you'll give these recipes for a chicken and peach skillet and a Balsamic Herb Marinade, a try and enjoy them as much as we did. Ann Goldberg

Peach Balsamic Chicken Skillet

2 Tablespoons canola oil
4 boneless skinless chicken breasts (approx. 5 oz. each)
1/4 teaspoon salt
1/4 teaspoon ground black pepper
1/2 cup sliced yellow or sweet onion
3 Tablespoons balsamic vinegar
2 cups sliced firm ripe yellow peaches (2 cups = about 4 small, or substitute thawed and well-drained frozen peach slices)
1 can (14.5 ounces) diced tomatoes, drained
2 Tablespoons thinly slices fresh basil
(or substitute 2 teaspoons crushed dried basil)



1. Heat oil in large skillet over medium-high heat. Sprinkle chicken with salt and pepper and place in skillet. Add onion; cook 5 minutes or until the chicken is browned, turning once. Remove chicken from skillet; set aside.

2. Add balsamic vinegar, cook 2 minutes or until thickened. Stir in peaches and drained tomatoes.

3. Return chicken to skillet. Cover, reduce heat and cook 8-10 minutes or until chicken pieces are no longer pink in the center (165 degrees on a meat thermometer. Sprinkle with basil just before serving.)

Grilled Chicken Breast with the Best Balsamic Herb Marinade

(Also great on salmon!)

1/4 cup balsamic vinegar
1 large lemon, juiced (about 1/4 cup)
1/2 cup extra virgin olive oil
4 garlic cloves, minced
1 Tablespoon fresh rosemary, finely chopped
(or substitute 1 teaspoon dried rosemary leaves)
2 Tablespoons fresh basil, finely chopped
(or substitute 2 teaspoons crushed dried basil)
2 teaspoons sea salt
1/2 teaspoon ground black pepper
4 boneless, skinless chicken breast halves, cut in half lengthwise
Oil to grease the grill or grill pan



- 1 In a large bowl or zip top bag, whisk together the balsamic vinegar, lemon juice, olive oil, garlic, rosemary, basil, salt and pepper. Add the chicken and toss until coated with the marinade. Gently squeeze the air out of the bag, if using. Marinate for 20-30 minutes or up to 6 hours.
2. Preheat a grill to medium-high heat (375 degrees to 450 degrees Fahrenheit). Carefully grease the cooking grates with the oil. If using a grill pan, heat the pan over medium - high heat and add a little oil to the grill pan.
3. Remove the chicken from the marinade. Discard the marinade. Grill the chicken for 4-5 minutes on one side, flip the chicken and cook the other side for about 4-5 minutes or until cooked through and the internal temperature of the chicken is 165 degrees.



September Birthdays




Tri-Five Revolution 9/20
11 years old



Liz Brown 9/7



Bob Bishop 9/14



Joe Keller 9/16



Donna Keller 9/21



Happy Anniversaries



Lance & Diana Ruiz 9/20




Tom & Nancy Geiman 9/20

Tri-Five Revolutionaries Business Cards

Buy * Sell * Trade

GEIMAN MOTORS
Quality Used Cars



Owner
Tom Geiman
Fax (760) 745-8713
WWW.GEIMANMOTORS.COM

1038 S. Escondido Blvd.
Escondido, CA 92025
(760) 745-4990

ROD HILDEBRAND

**NEPTUNE
SOCIETY**
FD-1352

14065 Hwy. 8 Business / El Cajon, CA 92021 / 561-6400



Doglovers Obedience
Positive & caring training, puppy socializing

Donna S Rindskopf
Trainer - APDT Member

Cell # 619 573-3856
Home # 760 788-0621

DogloverDR@aol.com

**Don's Classics
& Hotrods**

**AUTHORIZED
DEALER** FOR



MANUFACTURING, INC

**619-980-1243
619-445-8425**
email: perkinsd@cox.net



**ECKLER'S
Classic Chevy**
RESTORATIONS

Security First
1283 E. Main St. Suite 212, El Cajon, CA 92021
P: 619-243-3992 F: 619-243-3997 C: 619-672-4945




Lance A. Ruiz, MAOL, CLSD
Chief Operating Officer
lance@securityandpatrol.com

Armed & Unarmed Officers • Vehicle Patrols • Special Events
Executive Protection • Camera Monitoring

PROFESSOR
VICE PRESIDENT
professor@benevolenthorsemenmc.org

BENEVOLENT



HORSEMEN

BENEVOLENTHORSEMENMC.ORG
2127 Arnold Way - #151
Alpine, CA 91903



Classic Friends Business Cards

THE DENT DEVILS

Paintless Dent Repair Shop



Eddie Martin
Owner / Metal Artisan
5644 Kearny Mesa Road,
STE. J San Diego, CA 92111
thedentdevils@gmail.com
www.thedentdevils.com
619-726-6767

The Art and Technology
of Responsible Repair Methods

Nick Parks
(858) 279-4939
Cell (858) 599-6100
nick@GSPstore.com
5644 Kearny Mesa Rd • Suite E
San Diego, CA 92111

B.F. GOODRICH - UNIROYAL - MICHELIN
BRIDGESTONE - RIKEN - REMINGTON

789-3600
www.ronstires.com

**RON'S
TIRE & BRAKE, INC.**
TIRES - BRAKES - ALIGNMENT - SHOCKS
FAMILY OWNED & OPERATED • OVER 36 YEARS AT THE SAME LOCATION
OFF ROAD TIRE SERVICE • SE HABLA ESPAÑOL

2560 MAIN STREET
RAMONA, CA 92065

 **APL**
Fasteners and
Abrasives



Alex Lumpkins (760) 685-8906
Ramona, CA 92065

Classics, Hot Rods & Street Rods by

Spirit

Steve Spirkoff // Owner
619-561-2913

115855 Dell View Road
El Cajon, CA 92021

SINCE 1946

E & M AUTO PARTS
WELDING GASES & SUPPLIES, TOOLS,
FITTINGS, CHAIN & TIRE CHAINS
619-444-3118

PRESENTED BY: 1647 E. MAIN ST.
EL CAJON, CA 92021

ECKLER'S Family of Automotive Companies

CHEVY
Classics
CLUB

PHOTO T-SHIRTS PRESENTS
#The Party Truck
Live T-Shirt Printing



TEXT PICSTO: 714-612-2447

**TRE-FIVE
REVOLUTION**



Tri-Five Online

<http://www.tri-fiverevolution.com>

Contact Us at

club@tri-fiverevolution.com



Tri-Five Web Designer - Brooks Bishop
brooks.bishop@gmail.com

Visit us online at

<http://www.tri-fiverevolution.com/newsletter>
to upload past newsletters. Also for you convenience
event pics are in past events and the gallery at
<http://www.tri-fiverevolution.com/gallery>

Go to the T5R calender, click on the day of the event.
(if multiple events fall on the same day, click on the
next to the magnifying glass to see the listing of
all events and pictures)



Newsletter submissions are due by the 25th of each month.

Send to Ava@Tri-FiveRevolution.com

Classic friends are welcome to send information about your
upcoming events.

Revolutionaries please let me know if I missed your special day.



Find us on
Facebook



<https://www.facebook.com/Tri-Five-Revolution-927228300728435/>